


The Moonee Valley Wisden



*2012/13 Edition Compiled & Edited by
Charlie Walker and Phill King*

2012/13

Our Season in Review – Season 2012/13

The pressure was again on Moonee Valley in 2012/13 in terms of maintaining our position in the Victorian Turf Cricket Association.

Our North A grade had been reorganised in the off-season and expanded from 10 to 12 teams, but it was still sudden-death for the First Eleven teams which finished in the bottom four – relegation loomed. Unlike 2011/12 when we fought off the spectre of relegation after Christmas and pushed into the finals, our Firsts couldn't rally and we finished ninth – in the drop zone.

Moonee Valley had drama and disappointment in the pre-season in terms of our relationship with the VTCA.

We had reluctantly agreed in 2011/12 to play our Thirds and Fifths in the same Sunday two-day grade to help out the VTCA and ensure that the grade was viable, but at the request of our players asked that we be fixtured in separate grades this year to maintain the integrity of our selection processes.

We asked to play Sunday home games in the Saturday two-day grades, as had been the structure in the old Moreland Moonee Valley Cricket Association and as we had requested in 2011/12 in the VTCA. And we wanted our teams in two separate grades. No such luck!

There is a misconception among some of our members and players that we requested to be in the Sunday one-day competition, and for our two teams to be in the same grade. No way!

This was the exact opposite to what Moonee Valley had requested – two-day cricket in separate grades.

Our Committee is still angry and disillusioned about what happened. The VTCA phoned President Charlie Walker – away on holiday in Queensland at the time – to advise that our teams were both in the Sunday one-day comp, and giving a 24-hour ultimatum to either accept it or there would be no place for our teams.

We made immediate phone calls to the Mercantile Cricket Association to see if they could accommodate our Thirds and Fifths – but could not get a response at such short notice. We therefore had no option but to accept the ultimatum and play our non-preferred one-day cricket.

But if there was any upside to the issue, it was the VTCA rule which allowed up to three players who had already played a Saturday game to double-up and have a second match on the Sunday. This suited a number of our players who live and breathe cricket, and we had no shortage of Moonee Valley men who put their hand up for a second hit.

Continued, Page 4

Special thanks to the following people for their work on earlier seasons' editions of Wisden:

*Jim Polonidis
Rod McLeod
Peter Gardiner
Jacqui & Steve Marshall
Mark Schuliga
Warwick Nolan*

*For their work on the thankless task of reviewing statistics and performances, analysing, debating and arguing the point before coming up with the Wisden Cricketers of the Year and the Wisden Team of the Year, thanks to **Darren Nagle and Charlie Walker.***

2012/13 - Wisden Cricketers of the Year


3

Matthew Esmore

This young man has vast potential, both as a cricketer and a leader. He scored 140 runs @ 46.6 in the seniors, including a great knock of 86no that almost got us over the line in the Eighths semi final. Matt took 10 wickets @ 15.4 with his pinpoint-accurate offspin. He only played nine senior games with Moonee Valley this season – because he was recognised by the Carlton talent scouts and played part of the season with the Premier club. Matt's leadership shone through as co-captain of our Under 16s, turning a team which had a slow start into a formidable combination which lost the Grand Final by just one run. We can expect big things in the future from this young man.

Jesse Felle

Jesse was the strike-force for the Sevens, sending down over after over in support of captain Danny Terzini. But he wasn't just a bowling workhorse with his 196 overs – the most of anyone at the Club. Jesse also snared 43 wickets, including 11 in one match. The tally included a seven-for and a six-for, and two five-wicket hauls. Jesse was also damaging with the bat when he was on song, hitting 189 runs @ 27.0. He was the pinch-hitter that his team needed, floating in the batting order depending on the equation at any given time. This is Jesse's third honor as one of our Wisden Cricketers of the Year, following on from selection in 2004/05 and 2006/07. But rarely has he been as damaging as the ball as he was this season, bringing up his 200th wicket in fewer than 100 games.



Dean Jukic

Deano floated across the grades in 2012/13, being selected everywhere from the Seconds to the Sevens where needed, before settling into the Fourths towards the end of the season for their finals campaign. Dean reached an unbeaten century on the last ball of the day in one memorable game in the Fourths, to give him his second hundred at Moonee Valley. Deano scored 343 runs at a very respectable 38.11 for the season, and took 11 wickets @ 20.1 with his economic right-arm outswingers which tend to deceive the opposition batsmen. This is Dean's third time as a Wisden Cricketer of the Year, following on from selection in 2005/06 and 2010/11. Dean's now played more than 160 games with Moonee Valley, with 3000 runs and 160 wickets.



Danny Terzini

Dan's a long-term captain and leader at our Club, posting 234 games and more than 4200 runs. But he's not one of our Wisden Cricketers of the Year for his past – Danny's superb 2012/13 season earned him his rightful selection. Leading the Sevens from the front, Danny scored 344 runs @ 34.4, with a top score of 82no. He batted mainly at No. 4, and pulled on the gloves and kept when required. His leadership pulled his team over the line into another finals appearance, but sadly they couldn't get past the semi final stage. Danny always places great value on his wicket, and there's no doubt that his performances this season pulled his teammates along with him.

Ihtisham Uddin

In his third season at Moonee Valley as one of our overseas internationals, Ishti fully demonstrated the talent that had him playing First Class cricket in Pakistan. Playing in our First Eleven, he scored 456 runs @ 45.6 and took 23 wickets with his pinpoint offspin at a miserly average of 12.13. Ishti now has the second-best average of any Moonee Valley player who has taken 30 wickets or more, with 49 scalps @ 9.94. He scored two centuries for the season when we needed them most, and had a best bowling of 6/81. He's so accurate with his spinners that the captain can set an off-side field in full confidence that every ball will be in the slot. Ishti won both the batting and bowling in the Firsts this season.

Past Wisden Players of the Year

2011-12	Amit Chaudhary	Ian Denny	Trent Milne	Darren Nagle	Pat Taylor
2010-11	Amit Chaudhary	Dean Jukic	Channa DeSilva	Dean Lawson	Luke Marinelli
2009-10	Rajan Aiyappan	Evan Blythe	Channa DeSilva	Lou Raffaele	Arosha Perera
2008-09	Rajan Aiyappan	Kane Harding	John O'Brien	Sean O'Kane	Arosha Perera
2007-08	Steven Ball	Ian Denny	Sam O'Brien	Sean O'Kane	Arosha Perera
2006-07	Rajan Aiyappan	Jesse Felle	Iraklis Kolokithas	Darren Nagle	Joshua Maginness
2005-06	Steven Ball	Dean Jukic	Nick Kritharidis	Mark Gauci	Ben Thomas
2004-05	Steven Ball	Jesse Felle	Geoff Smith	Mark Schuliga	Jim Polonidis
2003-04	Sandro Capocchi	Ian Denny	Peter Smith	Darren Nagle	Tom King
2002-03	Steve Allan	Rex Bennett	Michael Harvey	Mark Gauci	Geoff McKeown
2001-02	David Jolley	Ian Denny	Damien Bilsborow	Shane Golds	Mick Elliott
2000-01	David Jolley	Ian Denny	Michael Harvey	Daniel Phillips	Glen Courts
1999-00	Steve Allan	Ian Denny	Mark Cini	Mark Gauci	Glen Courts
1998-99	Danny Fitzpatrick	Ian Denny	Allan Bourke	Shane Phillips	Bob Sciacchitano
1997-98	Greg Peters	Ian Denny	Michael Harvey	Darren Nagle	Jim Polonidis
1996-97	Danny Fitzpatrick	Ian Denny	Greg Meyers	Mario Tenace	Warwick Nolan
1995-96	Greg Peters	Ian Denny	Greg Meyers	Stewart Storey	Mark Wakeling
1994-95	Danny Fitzpatrick	Bill Loughron	Michael Harvey	Darren Nagle	Doug McLaggan
1993-94	Danny Fitzpatrick	Ray Storey	Michael Harvey	Darren Nagle	Darryl Elliott
1992-93	Sandro Capocchi	Ian Denny	Michael Harvey	Robert Lamberti	Jim McKenzie
1991-92	Sandro Capocchi	Gary Irons	Jude Perera	Robert Lamberti	Shane Williams

Most Valuable Player Award 2012/13

First Eleven	Ihtisham Uddin
Second Eleven	Muhammad Maaz
Third Eleven	Peter O'Kane
Fourth Eleven	Paul Hobbs
Fifth Eleven	Jacob de Niese
Sixth Eleven	Daniel Caligiuri
Seventh Eleven	Jesse Felle
Eighth Eleven	Joe Ansaldo

Season Review 2012/13 (Continued from Page 2)

The Committee reappointed Vic Hodge as coach for his second season, and the appointment was greeted with enthusiasm by the playing group – although not as many were enthused by the pushups and warmdowns.

But Vic's emphasis on fitness, warmed muscles and his keen focus on the more intricate techniques of batting and bowling brought about significant improvement in the games of a number of the players who were keen to train each session.

Our international recruiting extended to three players in 2012/13, with Khalid Hassan and Ihtisham Uddin with us from Pakistan for the whole season, and compatriot Nasir Ahmed arriving after the Christmas break.

Each had an impact on our First Eleven performance, and Ihtisham cleaned up with the Club Champion Award and both the First Eleven batting and bowling trophies.

We fielded 14 teams for 2012/13 – the same number as the previous season. The list comprised eight senior teams, an Under 16s, an Under 14s, two Under 12s and two Under 10s. Club stalwart John Talone also ran a successful Milo In2Cricket program for the youngsters.

*Continued on Page 9

Batting order

Dean Lawson
Danny Terzini (*capt*)
Ihtisham Uddin
Heath Webb-Johnson
Dean Jukic
Peter O'Kane
Jesse Felle
Muhammad Maaz
Pardeep Singh
Peter Golding (*v-capt, wk*)
Joe Ansaldo
Murray Walker (12th)

Dean Lawson

Deano's a punishing and aggressive opening bat, and his 329 runs @ 29.9 is testament to the excellent start he consistently gives at the top of the order to the Fourths. This is his fifth selection in seven years of our Wisden Team of the Year, so we're confident that Deano will continue to get us out of the blocks with a good opening stand.

Danny Terzini

Danny batted mainly at No. 4 in the Sevens this season, but has a proven record as an opener and would slot readily into that spot in this team. He scored 344 runs @ 34.4 this season, and as captain of this team would provide the perfect foil as an opening bat to Dean Lawson. Dan rarely gives up his wicket easily.

Ihtisham Uddin

Ishti had a great season batting at No. 3 and No. 4 in the Firsts, with 456 runs at the great average of 45.6. But he's not just in this side as a batsman, as he also led the Firsts in the wicket tally, with 23 @ 12.13 with his unerringly accurate offspin. Two centuries in 2012/13 showed he was on song, and he's a vital part of this Team of the Year.

Heath Webb-Johnson

Heath returned to Moonee Valley after injuries and a season playing with his mates, and his hard work with coach Vic Hodge paid off. He hit 379 runs @ 31.6, including one memorable weekend when he scored more than 200 runs without being dismissed. Heath gives this team focus and dedication at No. 4.

Dean Jukic

Dean made his mark batting at No. 5 this season, scoring consistently to plunder 343 runs @ 38.1, including an unbeaten century. A right-hand bat, he punishes anything going down leg. His right-arm slow outswingers give another bowling option – taking 11 wickets @ 20.1.

Peter O'Kane

We had the luxury of batting Pete at No. 8 in last year's Wisden Team of the Year, but he's more than capable of stepping up to No. 6 – scoring 316 runs @ 26.3. He gives you another opening bowler if required, taking 17 wickets @ 17.7 with sometimes-frightening pace. Anyone who saw his 100no in the Christmas Twenty20 knows he can hit the ball hard – real hard!

Our **Team of the Year** is selected from across all grades, in batting order. It's highly subjective as it's near-impossible to make a decision based on pure ability when assessing relative performances against the standard of the grade our players are in. So we've used the criteria of team balance, player performances and dominance relative to their grade, consistency and performance over the year and selected a team based on merit and 2012/13 results. Many players were considered and can feel unlucky to miss out – but our team would give anyone a run for their money!

Jesse Felle

An opening bowler with 43 wickets for the season @ 12.8, Jesse also has the eye and the heavy bat to punish the opposition as a No. 7 bat. He scored 189 runs in 2012/13 @ 27.0. He was the mainstay for the Sevens, and his 196 overs were the most of any Valley bowler this season. This Team of the Year could very quickly have any opposition three or four wickets down if Jesse's on song with his pace.

Muhammad Maaz

Muhammad's batting stats of 121 runs @ 9.3 don't give a real indication of his talent, but anyone who saw him swing the willow in the Twenty20 comp knows how hard and long he can hit the ball. But he's in this team as a bowler, taking 29 wickets for the season @ 14.03. Playing mainly in the Seconds, where he took 15 wickets across consecutive games, Muhammad also opened the bowling for the Firsts in three matches. Has the looks of Shoaib Akhtar and the talent to match.

Pardeep Singh

Pards has the knack of knocking over batsmen with regularity with his sharpish deliveries, and took 20 wickets at an incredible 6.75 runs apiece playing across the Thirds and Fifts. He hasn't yet made his name as a batsman, but would give this team some hard-hitting in the lower order.

Peter Golding

Pete's batting average of 21.7 this season suggests he can wield the willow, but he's really in this Team of the Year as wicketkeeper. The mark of a great keeper is his glove work standing up to the stumps, and Pete does it consistently to all but the fastest bowlers. His 17 dismissals this season in the Seconds and Sunday one-day grades include five stumpings.

Joe Ansaldo

The Eighths captains knew they would always get a wicket or three if they threw the ball to Joe. Took 21 wickets @ 11.8 with his slow right-armers. Variety, flight and guile were Joe's best weapons, and they worked consistently.

12th man: Murray Walker

Desperately unlucky to miss a spot in the 11 after taking 21 wickets @ 12.2 in the Fifts and Eighths. If we hadn't opted for an extra bat for the last spot in this Team of the Year, Muz was in. Probably his best season to date.

6 **The First Season**

The First Game	vs East Keilor	October 2nd, 1971
R. Storey		
N. Henderson		
R. McLeod	East Keilor	Moonee Valley
K. McLeod	93	3 for 179
C. Netherclift		
G. Cornwill	C. Netherclift 5 / 38	N. Henderson 77
D. Storey	G. Cornwill 5 / 46	R. McLeod 67
R. Cornwill		
J. Tormey		
D. Reddish		
P. Dawkins		

First Year Highlights

Neil Henderson	806 runs
Neil Henderson	49 wickets
Colin Netherclift	48 wickets

First Duck for the Club

Graeme Cornwill

Club Timeline

1971-72	Club forms as Moonee Ponds Cricket Club
1974-75	Club establishes a Second Eleven
1977-78	Club changes name to Moonee Valley Cricket Club
1980-81	Club establishes a Third Eleven
1982-83	Club establishes a Fourth Eleven
1982-83	Club wins first ever Luscombe Shield
1991-92	Club establishes a Fifth Eleven (had for two seasons only; re-established 2003/04)
1995-96	Club amalgamates to form the Moonee Valley Sporting Club
1996-97	Club establishes its first Junior Cricket sides - one Under 10 and one Under 12
1998-99	Club transfers all four senior grades to the Moreland Moonee Valley Cricket Association
2002-03	Club transfers its First and Second Elevens to the Victorian Turf Cricket Association
2002-03	Club makes VTCA North B1 Grand Final and is promoted to North A1
2003-04	Club wins the inaugural Under 14 Girls Premiership - our first junior flag
2003-04	Club fields a record 16 teams - five senior and 11 junior
2004-05	Club establishes a Sixth Eleven
2005-06	Club establishes a Seventh Eleven
2006-07	Club establishes a Eighth Eleven
2006-07	Club wins first U/16 Premiership
2007-08	Club establishes a Ninth Eleven
2007-08	Club establishes a first-ever Women's team, in the VWCA
2008-09	Club establishes a Tenth Eleven and a second Women's team
2008-09	With 26 teams, Moonee Valley officially becomes Victoria's biggest cricket club
2009-10	Club wins 2 senior flags for the first time - Firsts and Seconds in VTCA North A
2010-11	Promotion to North Division - just one division below VTCA's top grade
2012-13	Club's 1000th senior player - Xavier Brooks

Our Valley Player Statistics for 2012-13

Player	Games	Runs	Compl. innings	Bat Ave	100s	High score	Cat- ches	Wick ct/st	Ducks	Overs	Mai- dens	Wkts	Runs agst	Bowl Ave	Best
Agius, William	3	31	3	10.33	-	20	0	1	0	5	0	0	52	-	0/9
Ahmed, Nasir	4	92	4	23.00	-	30no	1	-	1	84	20	12	268	22.33	5/67
Aitken, Charles	1	4	0	-	-	4	1	-	0	-	-	-	-	-	-
Aitken, Tom	9	137	9	15.22	-	46	2	-	1	10	1	1	50	50.00	1/46
Akram, Saeed	2	1	2	0.50	-	1	0	-	1	3	1	1	11	11.00	1/11
Ali, Saif	5	77	5	15.40	-	44	0	1	0	22	5	4	87	21.75	1/6
Amunugama, Shan	2	25	0	-	-	14no	0	3	0	-	-	-	-	-	-
Ansaldo, Joe	13	2	3	0.67	-	2	2	-	2	50	2	21	249	11.86	3/1
Ball, Steven	9	180	7	25.71	-	89	2	2	1	22	4	1	63	63.00	1/18
Bannister, Paul	12	95	10	9.50	-	24	6	-	2	48	5	8	226	28.25	4/21
Bergamo, Mark	8	49	7	7.00	-	17	4	-	4	57	3	11	306	27.82	4/36
Bhargava, Nipun	5	51	6	8.50	-	26	0	-	2	7	1	0	22	-	0/3
Bibby, Charles	4	8	5	1.60	-	4	1	-	3	-	-	-	-	-	-
Bishop, Sam	1	1	0	-	-	1no	1	-	0	-	-	-	-	-	-
Blythe, Evan	1	1	1	1.00	-	1	0	-	0	8	1	3	33	11.00	3/33
Bourke, Allan	3	66	3	22.00	-	24	1	2	0	2	0	0	21	-	0/21
Brelis, Ben	1	0	1	0.00	-	0	0	-	1	4	0	1	17	17.00	1/17
Brelis, John	6	9	1	9.00	-	8	3	-	0	7	1	1	25	25.00	1/24
Brelis, Nicholas	10	27	8	3.38	-	12	3	-	1	34	5	7	139	19.86	2/9
Brooks, Xavier	2	0	1	0.00	-	0	1	-	1	5	0	0	47	-	0/14
Buriani, Adam	5	65	7	9.29	-	30	1	-	1	8	1	0	56	-	0/24
Caligiuri, Adam	3	15	3	5.00	-	7no	1	-	1	3	0	0	40	-	0/19
Caligiuri, Daniel	5	168	6	28.00	-	63no	4	-	1	52	3	10	213	21.30	5/65
Capocchi, Sandro	9	189	8	23.63	-	55	4	-	1	26	2	4	95	23.75	2/32
Carbone, Sam	8	112	6	18.67	-	45	3	-	2	18	3	1	86	86.00	1/22
Cini, Mark	12	228	11	20.73	-	50no	10	-	0	14	2	4	48	12.00	3/2
Clare, Matt	3	8	3	2.67	-	6	1	-	1	7	0	0	31	-	0/2
Clarke, James	3	9	3	3.00	-	5	0	-	1	-	-	-	-	-	-
Cleary, Dinny	4	31	3	10.33	-	12	1	-	0	5	2	4	33	8.25	2/14
Coghlan, Ben	5	17	3	5.67	-	8	1	-	0	54	3	5	299	59.80	3/164
Comande, Daniel	12	86	12	7.17	-	29	4	-	4	88	20	17	333	19.59	3/21
Cooney, Richard	10	29	8	3.63	-	11	0	-	3	-	-	-	-	-	-
Coventry-Poole, Sam	3	80	4	20.00	-	26	2	-	0	1	0	0	5	-	0/5
Cumbo, Michael	15	146	16	9.13	-	39	3	-	4	10	2	1	78	78.00	1/7
Cumming, Allan	9	154	12	12.83	-	39	1	6	1	12	1	0	61	-	0/4
Cumming, Doug	6	7	5	1.40	-	5no	0	-	4	2	0	0	25	-	0/5
Curran, Brett	10	52	5	10.40	-	21	3	-	1	55	5	11	176	16.00	4/28
Cusack, Kilian	1	6	0	-	-	6no	0	-	0	-	-	-	-	-	-
De Niese, Jacob	16	236	16	14.75	-	45	2	6	2	4	1	1	42	42.00	1/17
De Niese, Jaidan	1	7	1	7.00	-	7	0	-	0	-	-	-	-	-	-
DeSilva, Channa	3	100	5	20.00	-	29	0	7	0	-	-	-	-	-	-
Drew, William	3	51	3	17.00	-	20	3	-	0	2	0	0	13	-	0/3
Esmore, Matthew	9	140	3	46.67	-	86no	3	-	1	38	3	10	154	15.40	3/45
Esmore, Shane	16	166	14	11.86	-	26	5	-	1	-	-	-	-	-	-
Esmore, Stephen	3	0	1	0.00	-	0	0	-	1	-	-	-	-	-	-
Evans, Mitchell	6	75	6	12.50	-	43	3	-	1	8	1	1	31	31.00	1/6
Fairclough, Ryan	2	12	2	6.00	-	10	0	-	0	-	-	-	-	-	-
Farooq, Umar	17	38	7	5.43	-	12no	4	-	4	127	36	23	303	13.17	4/40
Felle, Jesse	11	189	7	27.00	-	62no	5	-	1	196	47	43	551	12.81	7/58
Felmingham, Pat	7	155	7	22.14	-	73	2	2	0	2	0	0	6	-	0/6
Fenaughty, Peter	8	27	5	5.40	-	15	0	2	1	-	-	-	-	-	-
Gannon, Bede	16	131	10	13.10	-	30	6	-	0	134	25	25	408	16.32	4/18
Gardiner, Kevin	13	36	3	12.00	-	20	2	-	2	115	20	12	353	29.42	4/18
Gardiner, Leo	1	0	1	0.00	-	0	0	-	1	-	-	-	-	-	-
Gauci, Mark	12	190	9	21.11	-	76	2	-	1	35	4	9	122	13.56	3/17
Gerardi, Tariq	3	29	3	9.67	-	19	1	-	1	6	1	2	30	15.00	2/30
Gleeson, Matt	1	9	1	9.00	-	6	0	-	1	6	1	2	29	14.50	2/29
Gleeson, Tony	1	5	1	5.00	-	5	0	-	0	-	-	-	-	-	-
Golding, Peter	12	65	3	21.67	-	23no	2	15	0	3	0	0	9	-	0/1
Grutteria, Aaron	7	113	9	12.56	-	26	3	-	1	27	2	9	152	16.89	5/98
Harry-Blackall, Riley	2	21	3	7.00	-	14	1	-	1	7	0	1	29	29.00	1/23

Our Valley Player Statistics for 2012-13

Player	Games	Runs	Compl. inngs	Bat Ave	100s	High score	Cat-ches	Wick ct/st	Ducks	Overs	Mai-dens	Wkts	Runs agst	Bowl Ave	Best
Hassan, Khalid	11	221	12	18.42	-	40	5	-	1	112	24	15	373	24.87	3/12
Herbert, Steven	11	70	8	8.75	-	25	2	-	1	117	29	21	314	14.95	4/35
Hobbs, Paul	9	146	6	24.33	-	36	1	10	1	-	-	-	-	-	-
Hodge, Vic	1	2	1	2.00	-	2	0	-	0	-	-	-	-	-	-
Holt, James	13	185	13	14.23	-	40	2	-	2	8	0	0	49	-	0/2
Hood, Shannon	3	21	2	10.50	-	16	0	-	0	40	10	6	120	20.00	3/1
Howes, James	5	19	5	3.80	-	11	1	-	2	18	5	2	57	28.50	1/16
Hutchison, David	7	21	6	3.50	-	8	0	-	2	2	0	0	24	-	0/24
Jukic, Dean	11	343	9	38.11	1	100no	5	-	2	82	12	11	221	20.09	4/46
Khaliq, Murtaza	8	29	6	4.83	-	9	3	-	1	44	6	14	139	9.93	4/8
Khan, Muhammad Naveed	1	4	1	4.00	-	4	1	-	0	13	1	3	58	19.33	3/58
King, Neil	6	73	3	24.33	-	43	2	-	1	7	0	1	39	39.00	1/14
King, Phill	6	74	5	14.80	-	29	0	4	0	-	-	-	-	-	-
King, Tom	14	257	13	19.77	-	42	8	-	2	29	1	3	135	45.00	1/10
Klomp, Michael	11	106	10	10.60	-	44	4	-	3	19	1	8	95	11.88	4/22
Krollig, Ashley	9	79	9	8.78	-	21no	5	-	2	45	3	8	261	32.63	3/20
Lawson, Dean	12	329	11	29.91	-	86	6	-	2	29	4	3	98	32.67	2/30
Legato, Peter	9	26	10	2.60	-	15	1	-	5	4	0	1	38	38.00	1/10
Loh, George	13	72	9	8.00	-	18	2	-	1	75	12	16	280	17.50	3/9
Maaz, Muhammad	11	121	13	9.31	-	29	2	-	3	156	36	29	407	14.03	8/32
McDonald, Tanya	2	9	0	-	-	9no	0	-	0	-	-	-	-	-	-
McKenzie, Jim	1	1	1	1.00	-	1	1	-	0	-	-	-	-	-	-
McKeown, Geoff	4	58	3	19.33	-	55no	0	2	1	-	-	-	-	-	-
Mehta, Vishal	6	47	5	9.40	-	20	3	-	1	22	7	2	66	33.00	1/14
Miller, Nathan	8	7	5	1.40	-	4	3	-	3	2	0	2	32	16.00	1/3
Millman, Nick	3	24	1	24.00	-	13	0	-	0	6	0	2	47	23.50	1/9
Milne, Bryan	1	8	1	8.00	-	8	0	-	0	1	0	0	14	-	0/14
Milne, Trent	12	208	14	14.86	-	37no	4	4	1	3	0	0	16	-	0/4
Moloney, Joshua	1	4	1	4.00	-	4	1	-	0	5	0	0	25	-	0/25
Nagle, Darren	11	249	9	27.67	-	55no	5	-	1	30	5	7	88	12.57	3/11
Naidu, Rakesh	2	20	2	10.00	-	11	0	-	0	3	0	1	20	20.00	1/20
Nankivell-Sandor, Jesse	17	105	12	8.75	-	29	7	1	3	42	4	11	198	18.00	5/8
Newman, Jack	5	6	3	2.00	-	2	3	-	0	16	0	2	100	50.00	1/20
Nickelson, Steven	7	164	5	32.80	-	50no	5	-	1	-	-	-	-	-	-
O'Connor, Sean	5	82	4	20.50	-	51no	0	-	1	-	-	-	-	-	-
O'Kane, Peter	13	316	12	26.33	-	70no	1	1	0	105	22	17	301	17.71	4/4
O'Kane, Sean	11	318	10	31.80	1	101no	6	-	1	44	7	9	191	21.22	2/8
Ozbun, Michael	3	23	5	4.60	-	22	2	-	3	6	0	0	72	-	0/72
Payton, Simon	6	120	7	17.14	-	70	2	1	2	2	0	0	30	-	0/30
Pearson, George	13	263	14	18.79	-	54	4	-	0	32	4	13	141	10.85	4/27
Peter-Budge, Bryce	4	68	3	22.67	-	50no	4	-	0	-	-	-	-	-	-
Petropoulos, John	3	28	2	14.00	-	15	1	-	0	-	-	-	-	-	-
Phillips, Daniel	5	35	4	8.75	-	25no	2	-	1	38	7	11	110	10.00	6/36
Polonidis, Jim	11	86	6	14.33	-	37	3	-	0	85	22	14	289	20.64	3/12
Pridham, Craig	8	191	7	27.29	-	61	7	-	1	56	9	10	237	23.70	3/30
Raffaele, Lou	9	154	8	19.25	-	51no	3	5	1	25	5	6	78	13.00	3/13
Raveendrakumar, Dushar	2	68	1	68.00	-	46no	1	-	0	5	0	0	30	-	0/13
Rayment, Shaun	7	23	5	4.60	-	7	1	-	0	9	1	0	51	-	0/5
Rixon, Stuart	5	185	4	46.25	-	92	3	-	0	28	5	8	122	15.25	3/31
Ryan, Tim	8	32	9	3.56	-	11no	2	-	4	61	6	6	296	49.33	2/20
Salar-Uddin, Riaz	5	3	3	1.00	-	3	0	4	2	2	0	0	16	-	0/16
Sapuppo, Dino	12	218	10	21.80	-	51	6	-	3	58	7	9	310	34.44	3/44
Sciacchitano, Bob	1	0	1	0.00	-	-	0	-	1	-	-	-	-	-	-
Sharma, Sunny	1	12	1	12.00	-	12	1	-	0	-	-	-	-	-	-
Sherer, Tony	1	0	0	-	-	-	0	-	0	1	0	0	2	-	0/2
Singh, Pardeep	13	113	9	12.56	-	41	2	-	0	50	12	20	135	6.75	4/7
Smith, Peter	4	17	3	5.67	-	13	0	-	1	22	2	3	105	35.00	3/42
Smith, Troy	9	170	7	24.29	-	53	3	-	1	105	24	10	324	32.40	4/31
Spagna, Mark	1	18	1	18.00	-	18	0	-	0	2	0	0	13	-	0/13

Our Valley Player Statistics for 2012-13

Player	Games	Runs	Compl. inngs	Bat Ave	100s	High score	Catches	Wick ct/st	Ducks	Overs	Mai-dens	Wkts	Runs agst	Bowl Ave	Best
Symes, Liam	4	6	2	3.00	-	3no	1	-	1	-	-	-	-	-	-
Talone, John	13	173	12	14.42	-	57	4	-	1	2	0	0	4	-	0/4
Tassos, Stephen	6	44	5	8.80	-	31	4	-	1	-	-	-	-	-	-
Tavate, Sainath	9	24	6	4.00	-	9	2	-	3	12	0	4	80	20.00	2/26
Taylor, Nicholas	7	2	6	0.33	-	1	1	-	4	6	0	0	35	-	0/3
Taylor, Patrick	12	30	7	4.29	-	9	5	-	2	112	24	20	377	18.85	4/11
Taylor, Tom	1	6	1	6.00	-	6	0	-	0	1	0	0	15	-	0/15
Terzini, Danny	12	344	10	34.40	-	82no	3	6	1	-	-	-	-	-	-
Thomas, Ben	11	131	11	11.91	-	31	4	-	1	6	1	1	24	24.00	2/23
Thomas, Jack	6	16	4	4.00	-	14	0	-	2	10	1	1	47	47.00	1/9
Thomas, Matthew	4	108	3	36.00	-	92no	0	-	1	6	2	4	16	4.00	4/16
Thornycroft, James	13	8	8	1.00	-	4	2	-	6	87	9	18	305	16.94	3/14
Thornton, Simon	10	36	4	9.00	-	14no	1	-	2	85	21	12	249	20.75	3/29
Uddin, Ihtisham	11	456	10	45.60	2	108	2	-	0	117	35	23	279	12.13	6/81
Velona, Beau	10	137	11	12.45	-	39	1	-	3	66	8	14	243	17.36	4/41
Walker Graeme	7	12	3	4.00	-	9no	0	-	1	1	0	0	9	-	0/9
Walker, Murray	11	72	7	10.29	-	20	2	-	1	61	8	21	257	12.24	4/30
Walker, Nigel	3	3	1	3.00	-	2no	2	-	0	10	1	4	38	9.50	4/21
Ward, Stephen	23	352	21	16.76	-	46	9	-	0	136	23	37	544	14.70	5/15
Webb-Johnson, Heath	13	379	12	31.58	1	151no	1	-	0	7	1	2	48	24.00	2/8
Webster, Nicholas	5	14	4	3.50	-	8	1	-	2	13	1	4	61	15.25	2/10
Wenlock, Matthew	8	64	6	10.67	-	22	1	-	1	4	1	2	11	5.50	2/11
Whebell, Peter	7	47	7	6.71	-	30	5	-	2	38	4	8	224	28.00	4/63
Willee, Justin	2	19	2	9.50	-	19	0	-	1	-	-	-	-	-	-
Wilson, Adam	9	57	7	8.14	-	32no	0	10	3	1	0	0	7	-	0/7
Wright, Dylan	1	0	0	-	-	-	0	-	0	-	-	-	-	-	-
Wright, Norm	12	94	9	10.44	-	18	6	-	0	124	23	21	398	18.95	5/46

Season Review 2012/13

(continued from Page 4)

The weather and the season

The vagaries of the weather didn't do us any favors – or at least our turf teams.

Our problem this year wasn't so much rain, but wet wicket tables and wet surrounds. We got our wickets covered on most occasions, but any water getting under the covers caused major problems.

Our curator, Ian "Spider" Beel had great frustrations with his wicket this season, and try as he would, he couldn't get a good grass cover. He relaid Santa Ana couch across the batting boxes at each end of the table, but the middle sections of the wicket obstinately stayed sparse.

With any water under the wicket, the bare patches turned to quagmires. And while the prepared wicket may have been okay for play, we lost a number of days due to the muddy surrounds.

We got a delayed start to the turf season with the Council doing some line-planting in the outfield to try and promote grass growth. We lost three weeks, and the experiment didn't work. The ground needed to be flattened with a roller before our first home game as it resembled a ploughed paddock. To cap it off, due to communication problems Spider had only half a week to prepare the wicket for our first home game – and the Seconds copped a half-cooked pitch which created a nightmare.

The Council's track record in trying to fix a leaking sprinkler head wasn't terrific either – four weeks on the job, and our patience was wearing extremely thin after we lost half a day's play to a sodden patch, and almost lost another day's play until the umpire relented and we put down a rubber mat. Eventually they got it right – but it took until after Christmas for the Council to get its watering regime right for the outfield, and by then we were playing on a ground that resembled a desert in parts. We have been assured we will have a better surface for next season.

Our own player milestone

The 2012/13 season saw Moonee Valley reach a significant club milestone – the 1000th player to have pulled on the whites in a senior game.

Fittingly, given the boost we have been given by our junior program over the past 18 years, the player was from our juniors. Xavier Brooks from our Under 14s took to the field for the Fifts against Craigieburn in Round 7 on November 25, and his name will be forever etched into our Club annals.

*Continued, Page 14

FIRST ELEVEN: VTCA North A 1

Round 1. December 16. Away. Moonee Valley 9/130cc (I. Uddin 53) lost to Penleigh & Essendon Grammar School 5/250 (C. Pridham 2/37). Refixtured game from Oct. 6/13, when both weeks were called off by VTCA due to ground preparation.

Round 2. October 20 & 27. Away. Taylors Lakes 266 (J. Polonidis 3/22, K. Hasan 2/74) & 2/40 def Moonee Valley 223 (P. Felmingham 73, C. Pridham 51no, K. Hasan 38, S. Rixon 22).

Round 3. November 3 & 10. Away. Moonee Valley drew with Aberfeldie. No play possible on either week – sprinklers wet pitch on Day 1; covers blew off Day 2.

Round 4. November 17 & 24. Home. Aberfeldie Park 8/206cc (I. Uddin 3/30, C. Pridham 2/60) & 3/85 (I. Uddin 2/7) lost to Moonee Valley 262 (I. Uddin 108, K. Hassan 40, C. Pridham 39, B. Thomas 23).

Round 5. December 1 & 8. Home. Day 1 washed out. St Francis 9/146cc (C. Pridham 3/30, S. Rixon 3/31, K. Hassan 2/19) lost to Moonee Valley 4/176cc (P. Felmingham 44, S. Nickelson 40no, T. Milne 37no, K. Hassan 28).

Round 6. December 15 & 22. Home. Day 1 washed out. Moonee Valley 44 lost to St Albans 3/243 (S. Thornton 2/44).

Round 7. January 12. Home. Altona Roosters 199 (J. Polonidis 3/12, I. Uddin 2/24) def Moonee Valley 149 (T. Smith 29, C. Pridham 21).

Round 8. January 19. Home. Moonee Valley 102 (I. Uddin 29) lost to West Coburg 5/142cc (S. Thornton 2/7).

Round 9. January 26 & February 2. Away. Seddon 178 (S. Thornton 3/29, C. Pridham 2/12, N. Ahmed 2/36, T. Smith 2/44, P. Felmingham 2ct, 1 ro) & 3/55 def Moonee Valley 145 (C. Pridham 61, T. Smith 22).

Round 10. February 9 & 16. Away. Moonee Valley 8/227dec (I. Uddin 101no, N. Ahmed 28, K. Hassan 25) & 4/87dec (N. Ahmed 30no, K. Hassan 22) def East Keilor 147 (N. Ahmed 5/67, K. Hassan 3/12) & 4/109.

Round 11. February 23 & March 2. Home. Sunshine United 231 (I. Uddin 6/81, K. Hassan 2/39, A. Wilson 1 ct, 2 st) & 5/114 (I. Uddin 2/27, N. Ahmed 2/35) def Moonee Valley 202 (I. Uddin 70, T. Smith 53, S. Nickelson 48).

Finished: Ninth. 3 wins, 7 losses, 1 draw. 57.87 points.

SECOND ELEVEN VTCA North A 2

Round 1. October 6 & 13. Away. Moonee Valley drew with PEGS. Both weeks of the season called off by VTCA due to ground preparation.

Round 2. October 20 & 27. Home – Ormond Park turf. Taylors Lakes 126 (D. Comande 3/21, B. Gannon 3/44, S. Ward 2/7) def Moonee Valley 6 & 1/12.

Round 3. November 3 & 10. Home. Aberfeldie 9/208 dec (M. Maaz 4/40, U. Farooq 4/40) def Moonee Valley 104 (S. Coventry-Poole 24, S. Ward 23) & 3/33.

Round 4. November 17 & 24. Away. Moonee Valley 171 (B. Velona 39) & 4/162 (H. Webb-Johnson 36, T. Milne 32, T. Smith 30no, M. Cini 25no) def Aberfeldie Park 137 (T. Smith 4/31, B. Velona 4/41).

Round 5. December 1 & 8. Away. Day 1 washed out. St Francis 7/119cc (S. Ward 5/31) def Moonee Valley 41.

Round 6. December 15 & 22. Home. Day 1 washed out. St Albans 221 (G. Pearson 4/27, B. Velona 2/44) def Moonee Valley 7/93cc (G. Pearson 43).

Round 7. January 12. Away. Moonee Valley 6/183cc (G. Pearson 37, T. King 34, A. Wilson 32, M. Cini 28) def Altona Roosters 133 (G. Pearson 4/36, M. Khaliq 2/9).

Round 8. January 19. Away. Moonee Valley 77 (M. Wenlock 22) lost to West Coburg 6/215cc (D. Comande 2/49, S. Ward 2/60).

Round 9. January 26 & February 2. Home. Moonee Valley 190 (G. Pearson 54, D. Comande 29, T. Milne 25, C. DeSilva 23) & 6/112dec (C. DeSilva 29, G. Pearson 27) def Seddon 98 (M. Maaz 8/32, U. Farooq 2/27) & 6/132 (S. Ward 4/53, M. Khaliq 2/18).

Round 10. February 9 & 16. Home. East Keilor 54 (M. Maaz 7/23, U. Farooq 3/20) & 74 (M. Khaliq 3/1, D. Comande 3/34, M. Maaz 2/16) lost outright to Moonee Valley 329 (H. Webb-Johnson 151no, T. King 42, M. Maaz 29, C. DeSilva 22).

Round 11. February 23 & March 2. Away. Sunshine United 158 (B. Gannon 4/43, M. Maaz 3/72, S. Ward 2/0) & 94 (S. Ward 5/15, U. Farooq 2/1, M. Maaz 2/23) def Moonee Valley 111 (T. Milne 36, T. King 23) & 4/70 (T. Milne 30, C. DeSilva 24).

Finished: Eighth. 4 wins, 6 losses, 1 draw. 71.54 points.

THIRD ELEVEN VTCA North D 1 (Sunday One-day grade)

Round 1. October 14. Away – Moonee Valley drew with Sunshine Heights – week called off by VTCA due to ground preparation.

Round 2. October 21. Home. Flemington Colts 69 (G. Loh 3/10, P. O'Kane 2/7) lost to Moonee Valley 6/177cc (L. Raffaele 51no, P. O'Kane 47, T. King 25no).

Scores & Match Highlights 2012/13 Season

11

Round 3. October 28. Away. Moonee Valley 117 (P. Singh 20no, V. Mehta 20) lost to Dousta Stars 5/128 (P. O'Kane 2/31, G. Loh 2/33).

Round 4. November 4. Away. Brunswick 5/197cc def Moonee Valley 155 (S. Ali 44, J. Polonidis 37, A. Bourke 24).

Round 5. November 11. "Away". Moonee Valley Fifts 91 (I. Uddin 3/3, G. Loh 3/9, K. Hassan 2/13, Mark Gauci 2/24) lost to Moonee Valley Thirds 6/208cc (G. McKeown 55no, I. Uddin 53no, K. Hassan 27, A. Bourke 21).

Round 6. November 18. Home. Moonee Valley drew with Airport West/St Christophers – match abandoned – water on pitch.

Round 7. November 25. Home. Williamstown CYMS 51 (G. Pearson 3/6, P. Singh 3/10, U. Farooq 2/10) def Moonee Valley 49.

Round 8. December 2. Home. Aberfeldie 7/88cc (P. O'Kane 2/10, P. Singh 2/14, D. Comande 2/20) lost to Moonee Valley 8/95 (P. O'Kane 30, G. Pearson 21).

Round 9. December 9. Home. Moonee Valley 6/170cc (D. Raveendrakumar 46no, P. O'Kane 45, B. Velona 31, G. Pearson 26) def Craigieburn 99 (P. O'Kane 4/4, P. Singh 3/0, G. Pearson 2/0).

Round 10. December 16. Away. Moonee Valley drew with Dousta Stars – washout.

Round 11. January 20. "Away" (Ormond Park). Moonee Valley Thirds 153 (S. Nickelson 50no ret, S. Coventry-Poole 25, P. O'Kane 23) lost to Moonee Valley Fifts 5/169cc (B. Gannon 2/19, G. Loh 2/38).

Round 12. January 27. Home. Moonee Valley 65 (W. Drew 20) lost to Dousta Stars 5/202cc.

Round 13. February 3. Home. Moonee Valley drew with Flemington Colts – wicket unplayable due to overnight rain.

Round 14. February 10. Away. Moonee Valley 9/140cc (L. Raffaele 41, S. Ward 34, P. Golding 23no) lost to Williamstown CYMS 6/149cc (L. Raffaele 3/13, M. Gleeson 2/29).

Round 15. February 17. Away. Seddon 8/110cc (A. Grutteria 3/4, J. Nankivell-Sandor 2/11, G. Loh 2/44) lost to Moonee Valley 4/114 (S. Ward 43no, A. Grutteria 24, D. Raveendrakumar 22).

Finished: Ninth: 5 wins, 6 losses, 4 draws. 72.63 points.

FOURTH ELEVEN NWMCA 'NWCA Shield' (Sixth Grade)

Round 1. October 7. Home, Ormond Park East. Kealba Green Gully 130 (S. Ward 3/18, K. Gardiner 2/35, P. Hobbs 2 ct, 1 ro) def Moonee Valley 122 (P. Hobbs 36, D. Nagle 22, S. Ward 22).

Round 2. October 13. Away. St Andrews Pascoe Vale 9/137cc (D. Nagle 3/32, B. Curran 2/16) lost to Moonee Valley 7/139 (D. Lawson 48, P. Hobbs 34no).

Round 3. October 20 & 27. Away. Greenvale 144 (K. Gardiner 4/18, M. Esmore 2/20, S. Herbert 2/32, N. Wright 2/46) lost to Moonee Valley 6/147 (D. Nagle 55no, P. Hobbs 24).

Round 4. November 3. Away. Pascoe Vale Central 8/129cc (B. Curran 4/28, M. Wenlock 2/11, N. Wright 2/14) lost to Moonee Valley 2/134 (J. Talone 57, D. Nagle 52no).

Round 5. November 11. Home. Flemington Colts 96 (D. Cleary 2/14, P. Hobbs 2 st, 1 ro) lost to Moonee Valley 0/105 (D. Lawson 65no, S. Capocchi 26no).

Round 6. November 18 & 25. Home. Moonee Valley 232 (D. Lawson 61, D. Nagle 39, J. Talone 35, S. Herbert 25, K. Gardiner 20) def Pascoe Vale Central 183 (S. Herbert 3/31, N. Wright 2/27, B. Curran 2/29, K. Gardiner 2/39).

Round 7. December 2 & 9. Away. Moonee Valley 203 (S. Capocchi 55, D. Lawson 44, S. Ball 22) lost to Kealba Green Gully 6/208 (S. Herbert 2/56, N. Wright 2/57).

Round 8. December 16 & 23. Home. Moonee Valley 73 (S. Carbone 24) lost to Craigieburn 5/102 (S. Herbert 3/11).

Round 9. January 19. Away. Moonee Valley 9/113cc lost to Craigieburn 3/114.

Round 10. January 26 & February 2. Away. Moonee Valley 7/318cc (D. Jukic 100no, D. Lawson 86, S. Capocchi 28, P. Hobbs 26) def Flemington Colts 181 (N. Wright 5/46, D. Jukic 2/17).

Round 11. February 10 & 17. Home. Greenvale 199 (S. Herbert 4/35, D. Jukic 4/46) def Moonee Valley 179 (S. Capocchi 48, S. Carbone 45, B. Curran 21).

Round 12. February 24 & March 3. Home. Burnside Springs 247 (D. Nagle 3/11, D. Lawson 2/30, S. Capocchi 2/32, S. Herbert 2/43) lost to Moonee Valley 6/275 (S. Ball 89, P. O'Kane 70no, D. Jukic 40, S. Capocchi 22).

Semi Final. March 9 & 10. Away. Craigieburn 202 (N. Wright 5/57, B. Curran 2/31, S. Herbert 2/32) def Moonee Valley 118 (S. Ball 28, D. Jukic 26, S. Carbone 23).

Finished: Third. 7 wins, 5 losses. Lost Semi Final.

FIFTH ELEVEN VTCA North D 1 (Sunday One-day grade)

Round 1. October 14. Away – Moonee Valley drew with Airport West-St Christophers – week called off by VTCA due to ground preparation.

Scores & Match Highlights 2012/13 Season

12

Round 2. October 21. Away. Moonee Valley 127 (B. Gannon 30, Jake de Niese 28) def Brunswick 110 (B. Gannon 4/18, B. Velona 3/16, S. Ward 2/16).

Round 3. October 28. Home – Ormond Park West. Moonee Valley 6/178cc (Mark Gauci 55no, H. Webb-Johnson 31, T. King 25, A. Bourke 21) def Avondale Heights 70 (N. Walker 4/21, Mark Gauci 2/16).

Round 4. November 4. Home. Flemington Colts 79 (P. Singh 4/7, Mark Gauci 3/17, S. Rixon 2/18) lost to Moonee Valley 1/81 (S. Rixon 50no).

Round 5. November 11. Home. Moonee Valley Fifts 91 (P. Singh 41) lost to Moonee Valley Thirds 6/202 (E. Blythe 3/33, N. Brelis 2/20).

Round 6. November 18. Away. Sunshine Heights 8/162cc (M. Klomp 4/22, B. Gannon 2/19) def Moonee Valley 69 (B. Gannon 27).

Round 7. November 25. Away. Moonee Valley 105 (Jake de Niese 33, B. Velona 27) lost to Craigieburn 3/174 (J. Thorneycroft 2/11).

Round 8. December 2. Away. Moonee Valley 108 (Jake de Niese 45, T. King 27) def Seddon 76 (M. Khaliq 4/8, M. Walker 2/7).

Round 9. December 9. Away. Moonee Valley 85 (P. Bannister 24) lost to Williamstown CYMS 5/110.

Round 10. December 16. Away. Moonee Valley 69 (Jake de Niese 20) lost to Avondale Heights 168 (D. Phillips 6/36, P. Bannister 2/19, L. Raffale 3 ct).

Round 11. January 20. Home. Moonee Valley Thirds 153 (S. Ward 3/36, H. Webb-Johnson 2/8, M. Walker 2/20, D. Comande 2/44) lost to Moonee Valley Fifts 5/169cc (S. O'Connor 51no ret, B. Thomas 31, D. Phillips 25no).

Round 12. January 27. Away. Moonee Valley 121 (H. Webb-Johnson 37, Jake de Niese 22, S. Ward 22) def Avondale Heights 111 (M. Walker 4/35, D. Phillips 2/11, P. Singh 2/29).

Round 13. February 3. Away. Brunswick 8/91cc (P. Singh 3/16, N. Brelis 2/9) lost to Moonee Valley 132 (M. Evans 43, S. Coventry-Poole 26).

Round 14. February 10. Home. Craigieburn 101 (P. Singh 2/10, G. Loh 2/25, D. Phillips 2/30) lost to Moonee Valley 9/140cc (H. Webb-Johnson 50no).

Round 15. February 17. Home. Moonee Valley 8/176cc (B. Peter-Budge 50no, H. Webb-Johnson 20) def Aberfeldie 130 (U. Farooq 3/23, M. Walker 3/36).

Finished: Fifth. 9 wins, 5 losses, 1 draw. 97.51 points.

SIXTH ELEVEN
NWMCA Musgrove Shield (Seventh Grade)

Round 1. October 6. Away. Moonee Valley drew with Donnybrook – washout.

Round 2. October 14. Home – Ormond Park East. Moonee Valley 72 (D. Caligiuri 20) lost to Royal Park Reds 8/76 (N. Webster 2/10, B. Velona 2/11, T. Ryan 2/20).

Round 3. October 21 & 28. Home. Pascoe Vale Central 275 (D. Caligiuri 5/65) def Moonee Valley 89 (N. Bhargava 26) & 111 outright.

Round 4. November 4. Home. Replayed February 10 due to NWMCA fixturing debacle. Moonee Valley def Haig Fawcner – forfeit.

Round 5. November 10. Away. Sydenham Hillside 7/256cc (M. Esmore 3/45, D. Caligiuri 2/52) def Moonee Valley 2/135cc (D. Caligiuri 63no, D. Jukic 39no).

Round 6. November 17 & 24. Away. Moonee Valley 111 (A. Buriani 30, D. Jukic 23) lost to Haig Fawcner 210 (A. Krollig 3/20, M. Khan 3/58, D. Caligiuri 2/55).

Round 7. December 2 & 9. Home. Moonee Valley 91 (D. Caligiuri 58) & 41 lost outright to Donnybrook 5/118dec (A. Krollig 2/25, N. Webster 2/33) & 0/23.

Round 8. December 15 & 22. Away. Moonee Valley 178 (D. Jukic 73, N. King 43) lost to Craigieburn 4/187 (D. Jukic 2/36).

Round 9. January 20. Home. Moonee Valley 8/103cc (A. Cumming 35) lost to Taylors Lakes 2/125).

Round 10. January 27 & February 3. Home. Oak Park 244 (A. Grutteria 5/98, P. Smith 3/42, A. Cumming 4 ct) def outright Moonee Valley 52 & 94 (A. Cumming 39).

Round 11. February 10 & 17. Bye.

Round 12. February 23 & March 2. Away. Taylors Lakes 5/561cc (B. Coghlan 3/164, P. Golding 3 ct) & 0/22dec def Moonee Valley 173 (S. Payton 70, J. Nankivell-Sandor 29, A. Cumming 20) & 7/60 (M. Ozbun 22).

Finished: Ninth. 1 win, 9 losses, 1 draw, 1 bye.

SEVENTH ELEVEN
NWMCA Barron Shield (Eighth Grade).

Round 1. October 6. Away. Moonee Valley drew with St Albans – washout.

Round 2. October 13. Home – Ormond Park East. Moonee Valley 5/181cc (J. Holt 40, M. Cumbo 39, J. Felle 38) def Pascoe Vale Central 70 (M. Cini 3/2, J. Felle 3/24, P. Taylor 2/7).

Round 3. October 20 & 27. Away. Moonee Valley 88 & 4/54 (A. Krollig 21no) lost to Gladstone Park 234 (M. Bergamo 4/36, J. Felle 3/27, P. Taylor 2/67, A. Krollig 3 ct).

Scores & Match Highlights 2012/13 Season

13

Round 4. November 3. Home. Merlynston Hadfield 101 (A. Krollig 3/38, D. Sapuppo 2/18) lost to Moonee Valley 5/103 (T. Aitken 21, J. Holt 21).

Round 5. November 10. Away. Sydenham Hillside 7/176cc (M. Bergamo 3/34, J. Felle 2/12, P. Whebell 3 ct) lost to Moonee Valley 3/186 (M. Cini 50no, D. Sapuppo 38no, D. Terzini 21, T. Aitken 20).

Round 6. November 17 & 24. Away. Merlynston Hadfield 119 (J. Felle 5/33) & 5/128 (J. Felle 3/48, M. Bergamo 3 ct) lost to Moonee Valley 6/220dec (D. Terzini 82no, D. Sapuppo 51, T. Aitken 46).

Round 8. December 1 & 8. Home. St Albans 246 (P. Whebell 4/63, J. Thorneycroft 3/75) def Moonee Valley 71 (D. Terzini 38).

Round 8. December 16 & 23. Away. Pascoe Vale Central 56 (J. Felle 5/17, S. Hood 3/1, J. Thorneycroft 2/38) & 98 (J. Felle 6/38, J. Thorneycroft 2/10) lost outright to Moonee Valley 6/121dec (A. Grutteria 26, D. Terzini 26, D. Sapuppo 24) & 3/39.

Round 9. January 19. Away. Aberfeldie 6/193cc (J. Felle 3/40, P. Taylor 2/25) def Moonee Valley 176 (J. Felle 62no, J. Holt 38).

Round 10. January 26 & February 2. Home. Sydenham Hillside 146 (J. Felle 7/58, P. Taylor 2/32) def Moonee Valley 99 (D. Terzini 36, S. Tassos 31).

Round 11. February 9 & 16. Home. Moonee Valley 180 (D. Terzini 70) lost to Gladstone Park 8/184 (P. Taylor 4/11, S. Hood 2/62).

Round 12. February 23 & March 2. Home. Burnside Springs 9/254dec (D. Sapuppo 3/44, P. Taylor 2/35, M. Bergamo 2/55) & 4/30dec (J. Felle 2/14) def Moonee Valley 164 (J. Felle 39, P. Whebell 30, D. Terzini 23) & 3/61 (D. Sapuppo 36no).

Semi Final. March 9 & 10. Away. St Albans 7/396cc (P. Taylor 2/44, P. Whebell 2/79) def Moonee Valley 161 (P. King 29, J. Felle 23).

Finished: Fourth: 5 wins, 6 losses, 1 draw. Lost semi final.

EIGHTH ELEVEN NWMCA One Day Clint McKay Shield (Fifth Grade).

Round 1. October 13. Away. Moonee Valley 153 (S. Rixon 92, P. Bannister 23) def Pascoe Vale United 114 (P. Bannister 4/21, B. Gannon 2/34).

Round 2. October 20. Home. Moonee Valley lost to Jacana – forfeit.

Round 3. November 10. Home. Moonee Valley def Jacana – forfeit.

Round 4. November 17. Home. County West 164 (J. Ansaldo 3/19, B. Gannon 3/20, P. Bannister 2/42) def Moonee Valley 106.

Round 5. November 24. Home. Moonee Valley 145 (S. Ward 46, S. O'Kane 26) def Ascot Vale 39 (J. Nankivell-Sandor 5/8, S. O'Kane 2/10, S. Ward 2/12).

Round 6. December 1. Away. Moonee Valley 7/140cc (P. O'Kane 49, S. O'Kane 23) def Ascot Vale 102 (J. Ansaldo 3/26, S. O'Kane 2/8, P. O'Kane 2/13, J. Nankivell-Sandor 2/25).

Round 7. December 8. Away. Moonee Valley 156 (M. Cini 41, Shane Esmore 20, W. Agius 20) lost to County West 4/158 (J. Ansaldo 2/31).

Round 8. December 15. Home. Royal Park Reds 77 (J. Ansaldo 3/1, M. Walker 3/14, S. Tavate 2/26) lost to Moonee Valley 3/83 (T. King 22).

Round 9. December 22. Home. Pascoe Vale United 8/198cc (J. Ansaldo 3/35, T. Gerardi 2/30) def Moonee Valley 9/136cc (P. King 28, P. Bannister 23).

Round 10. January 19. Home. Moonee Valley 202 (S. O'Kane 101no, M. Klomp 44, Shane Esmore 26) def Avondale Heights 147 (M. Klomp 3/23, J. Ansaldo 2/33).

Round 11. January 27. Away. Royal Park Reds 7/160cc (S. O'Kane 2/14, J. Ansaldo 2/28) def Moonee Valley 47.

Round 12. February 2. Away. Moonee Valley 8/210cc (Mark Gauci 76, S. O'Kane 75, D. Sapuppo 22no) lost to Pascoe Vale Central 3/216.

Round 13. February 9. Away. Moonee Valley 96 (M. Esmore 23, M. Walker 20) lost to Avondale Heights 4/99cc (J. Thorneycroft 3/14).

Round 14. February 16. Away. Moonee Valley 4/231cc (M. Thomas 92no, S. O'Kane 64, M. Cini 33, S. Esmore 26) def Avondale Heights 159 (M. Thomas 4/16, J. Thorneycroft 2/29).

Round 15. February 23. Alt. Home: Debney Park. Moonee Valley 61 lost to Pascoe Vale Central 5/68 (M. Walker 4/30).

Semi Final. March 2. Away. Moonee Valley 5/168cc (M. Esmore 86no) lost to Pascoe Vale United 3/180 (J. Ansaldo 2/35).

Finished: Fifth. 7 wins, 8 losses. Lost quarter final.

Twenty20 North

NWMCA Twenty20 competition

These results are not included in season or all-time statistics

Round 1. November 20. Away. Merlynston Hadfield 3/198cc def Moonee Valley 133 (K. Hassan 47, Mark Gauci 20).

Round 2 December 4. Home. Moonee Valley 64 lost to Aberfeldie-St Johns 5/68 (J. Polonidis 2/9).

Round 3. December 18. Away. Moonee Valley 148 (K. Hassan 33, S. Rixon 33, H. Webb-Johnson 20) def Haig Fawkner 8/141cc (S. Rixon 2/19, K. Hassan 2/32).

Round 4. January 22. Home. Westmeadows 7/168cc (Mark Gauci 3/14) lost to Moonee Valley 4/174 (N. Ahmed 43, K. Hassan 42, U. Iddin 39no).

Round 5. February 5. Away. Oak Park 2/182 lost to Moonee Valley 7/183 (C. Pridham 36, D. Lawson 31, N. Ahmed 31, B. Thomas 25).

Twenty20 West

NWMCA Twenty20 competition

These results are not included in season or all-time statistics

Round 1. November 20. Home. Moonee Valley 126 (P. Felmingham 46, D. Lawson 28, B. Thomas 21) lost to Sydenham Hillside 6/130 (M. Khaliq 3/24, S. Ward 2/14).

Round 2 December 4. Away. Taylors Lakes 9/219cc def Moonee Valley 9/166cc.

Round 3. December 18. Home. Strathmore Heights 4/259cc (Mark Gauci 2/25) def Moonee Valley 9/145cc (S. Coventry-Poole 47).

Round 4. January 22. Away. St Albans 9/116cc (S. Ward 4/22) def Moonee Valley 8/115cc (S. O'Connor 54).

Round 5. February 5. Home. Moonee Valley 7/164cc (S. Coventry-Poole 57, S. Bishop 43, D. Jukic 40) def Kealba Green Gully 145 (S. Ward 3/14, S. Coventry-Poole 3/21).

Season Review 2012/13

(continued from Page 9)

Xavier acquitted himself well, making 0 not out and taking a smart catch. Fittingly, he's coached in the Under 14s by Club legend Darren Nagle.

We finished the season with 1011 players on our all-time list, and we expect it will take fewer than 41 years to bring up our second thousand.

Of the 1011, 173 have played juniors at Moonee Valley, so on those figures we're tracking at 17.1 per cent of all Moonee Valley players have come through the juniors. Given that our Club was formed in 1971 and juniors didn't start until 1995, it's a telling statistic.

In our time we've had a total of 594 youngsters play junior cricket at Moonee Valley. Allowing for the 173 who have gone on to play senior cricket, that's 1432 players who have pulled on the Moonee Valley cap throughout the course of our history.

The Finals

Three of our eight senior teams made finals – the Fourths, the Sevens and the Eighths. The Seconds, Thirds and Fifths were still in the mix with a couple of rounds to go, but couldn't bridge the gap.

Our Under 16s, after a shaky start to the season, came storming home and into the Grand Final, played at home at Ormond Park. In a heartbreaking result, we lost by one run after the last ball of the day was snicked over gully to the boundary. Our two Under 12 teams played finals also.

The finals weren't a happy hunting ground for Moonee Valley in 2012/13.

The Eighths came agonisingly close to winning through the first week, thanks to a magnificent unbeaten 86 from young Under 16s gun Matthew Esmore, who spent time playing Premier cricket with Carlton during the season.

The Mighty Fighting Fourths ventured to Craigieburn but fell short in the Semi Final run chase, while Danny Terzini's Sevens found the match with St Albans a bridge too far in the same weekend.

Our Grades

We used 21 players in the First Eleven – compared with 24 in 2011/12, 18 in 2010/11 and 16 in 2009/10. We played 10 games for the season, after the Aberfeldie pitch was mysteriously unprepared and unplayable for both Saturdays of our two-day game.

* Continued, Page 20

Milestones and Awards 2012-13

15

50 Games 100 Games

George Loh	Tom King
Norm Wright	Dino Sapuppo
Simon Payton	Peter Fenaughty
Pat Taylor	Phill King
Tom Aitken	Jesse Nankivell-Sandor
James Thorneycroft	
Peter Legato	

50 Wickets 100 Wickets 150 Wickets 200 Wickets 250 Wickets

Peter O'Kane	Daniel Phillips	Joe Ansaldo	Jesse Felle	Jim Polonidis
Stephen Ward		Bede Gannon		
Steve Herbert				

1000 Runs 3000 Runs 4000 Runs 6000 Runs

George Pearson	Dean Jukic	Dan Terzini	Darren Nagle
Dino Sapuppo		Mark Gauci	
Simon Payton			

Centuries

Heath Webb-Johnson	151*	2nd Eleven	VTCA North A2	Rnd 10	vs East Keilor
Ihtisham Uddin	108	1st Eleven	VTCA North A1	Rnd 4	vs Aberfeldie Park
Sean O'Kane	101*	8th Eleven	NW OD 5	Rnd 13	vs Avondale Heights
Ihtisham Uddin	101*	1st Eleven	VTCA North A1	Rnd 10	vs East Keilor
Dean Jukic	100*	4th Eleven	NW 6th Grade	Rnd 12	vs Flemington Colts

Best Bowling

Muhammad Maaz	8/32	2nd Eleven	VTCA North A2	Rnd 9	vs Seddon
Muhammad Maaz	7/23	2nd Eleven	VTCA North A2	Rnd 10	vs East Keilor
Jesse Felle	7/58	7th Eleven	NW 8th Grade	Rnd 12	vs Sydenham Hillside
Daniel Phillips	6/36	5th Eleven	VTCA Nth D1 OD	Rnd 10	vs Avondale Heights
Jesse Felle	6/38	7th Eleven	NW 8th Grade	Rnd 9	vs Pascoe Vale Central
Ihtisham Uddin	6/81	1st Eleven	VTCA North A1	Rnd 11	vs Sunshine United
Jesse Nankivell-Sandor	5/8	8th Eleven	NW OD 4th Div	Rnd 8	vs Ascot Vale
Stephen Ward	5/15	2nd Eleven	VTCA North A2	Rnd 11	vs Sunshine United
Jesse Felle	5/17	7th Eleven	NW 8th Grade	Rnd 9	vs Pascoe Vale Central
Stephen Ward	5/31	2nd Eleven	VTCA North A2	Rnd 5	vs St Francis
Jesse Felle	5/33	7th Eleven	NW 8th Grade	Rnd 6	vs Merlynston-Hadfield
Norm Wright	5/46	4th Eleven	NW 6th Grade	Rnd 12	vs Flemington Colts
Norm Wright	5/57	4th Eleven	NW 6th Grade	Semi	vs Craigieburn
Daniel Caligiuri	5/65	6th Eleven	NW 7th Grade	Rnd 3	vs Pascoe Vale Central
Nasir Ahmed	5/67	1st Eleven	VTCA North A1	Rnd 10	vs East Keilor
Aaron Grutteria	5/98	6th Eleven	NW 7th Grade	Rnd 12	vs Oak Park

10 wickets in a match

Jesse Felle	5/17	7th Eleven	NW 8th Grade	Rnd 9	vs Pascoe Vale Central
	6/38				

Moonee Valley Want To Be Legends

16

	Next Most Games		Next Most Runs		Next Most Wickets	
31st	Rod McLeod	140	Shane Williams	2213	Geoff Smith	130
	Joe Bonfa	140	Steven Ball	2210	Ray Storey	130
	Geoff McKeown	139	Shane Golds	2172	Steven Ball	126
	Michael Cumbo	138	Ben Thomas	2146	Mark Gauci	126
	Danny Fitzpatrick	134	Daniel Phillips	2112	Murray Walker	125
	Peter Smith	126	Paul Nicol	2085	Doug McLaggan	122
	Steven Ball	126	Tom King	1861	Gary Johnson	121
	Wayne Nicol	123	Jim McKenzie	1836	Sandro Capocchi	119
	Daniel Phillips	117	Glen Courts	1832	Eddie Nott	114
40th	Matt Thomas	115	Bill Loughron	1819	Rajan Aiyappan	112
	Matt Gauci	114	Robert Lamberti	1818	Steve Allan	111
	Paul Comino	113	Lou Raffaele	1800	Corey Davidson	109
	Ben Thomas	111	Pat Felmingham	1786	Tim Fisher	107
	Tom King	111	Peter Rogan	1778	Scott McLeod	105
	Dino Sapuppo	111	Rahul Sharma	1709	Tom Neville	105
	Allan Cumming	109	Sean O'Kane	1678	Shane Phillips	104
	Peter Fenaughty	106	Michael Cumbo	1652	Peter Boulouxis	103
	Shane Golds	105	Fred Phillips	1629	Daniel Phillips	102
	David Talbot	104	Wayne Nicol	1554	Amit Chaudhary	99
50th	Tim Fisher	103	David Jolley	1546	Ken McLeod	92
	Jesse N'vell-S'dor	102	Jesse Felle	1504	Jesse N'vell-Sandor	92
	Eddie Nott	101	Rajan Aiyappan	1490	John O'Brien	90
	Phill King	101	Joe Ansaldo	1456	Ian Potter	89
	Jesse Felle	98	Mick Intagliata	1437	George Loh	87
	Murray Walker	96	Shane Phillips	1424	Tom King	86
	Peter Rogan	94	Neil Henderson	1365	Craig Pridham	85
	Paul Wood	94	Tony Gleeson	1363	Michael Elliott	83
	Marty Egan	92	Joshua Maginness	1284	Neil Henderson	83
	Bede Gannon	92	Gary Irons	1281	Pat Taylor	79
60th	Gary Johnson	91	Steve Battison	1269	Rob Taylor	78
	Shane Williams	88	Paul Wood	1244	Simon Thomton	77
	Jeff Nicol	88	Brian O'Reilly	1230	Frank Caruso	76
	Shaun Rayment	88	Amit Chaudhary	1218	Dino Sapuppo	75
	John Bentivoglio	87	Charlie Distefano	1202	Sam O'Brien	74
	Shane Westflow	86	Tony Coslovich	1196	Kane Harding	73
	Shane Phillips	85	Sam Coventry-Poole	1180	Nigel Walker	73
	Dale Hadfield	82	Marty Egan	1177	Chris Stafford	72
	Tony Gleeson	82	Steven Bonfa	1147	Peter Dawkins	69
	Michael Bevis	81	Kevin Gardiner	1142	Tony Sherer	69
70th	Mark Schuliga	81	Steve Neville	1136	Tony Coco	68
	Brett Curran	81	Darren Sheppard	1131	James Thomeycroft	68
	Shane Comino	80	John Bentivoglio	1128	Heath Jones	66
	Nigel Walker	80	Ken McLeod	1122	Peter O'Kane	66
	Graeme Walker	80	George Pearson	1109	Sam Wellard	66
	Geoff Smith	79	Simon Payton	1105	Kerry Munday	65
	Andrew Payton	79	Gary Dudderidge	1101	Tony Gleeson	64
	Terry Michail	78	Eddie Nott	1100	Matt Gauci	63
	Richard Cooney	78	Alan Harry	1094	Rahul Sharma	63
	Jacob de Niese	77	Mario Tenace	1062	Brian Hallett	62
80th	Dean Lawson	77	Dino Sapuppo	1062	Patrick Malcolm	62

Moonee Valley Legends

17

Life Members

Ray Storey	Greg Peters (99/00)
Rod McLeod	Michael Harvey (99/00)
Peter Gardiner	Warwick Nolan (99/00)
Bill Nagel	Sandro Capocchi (02/03)
Ian Sutherland	Joe Ansaldo (05/06)
Ian Denny (93/94)	Bob Sciacchitano (06/07)
Laurie Mayne (89/90)	Graeme "Charlie" Walker (06/07)
Gary Irons (93/94)	Jim McKenzie (07/08)
Greg Meyers (93/94)	Dan Terzini (08/09)
Darren Nagle (95/96)	Jim Polonidis (09/10)
John Talone (97/98)	Kevin Gardiner (12/13)

	Most Games		Most Runs		Most Wickets	
1st	Darren Nagle	320	Ian Denny	10827	Ian Denny	617
	Ian Denny	294	Mick Harvey	7104	Darren Nagle	428
	John Talone	279	Sandro Capocchi	6673	Gary Irons	427
	Joe Ansaldo	278	Warwick Nolan	6194	Jim McKenzie	351
	Sandro Capocchi	277	Darren Nagle	6118	Peter Gardiner	323
	Bob Sciacchitano	253	Ian Sutherland	4904	Terry Nagle	319
	Michael Harvey	246	Greg Peters	4725	Bill Nagel	282
	Peter Gardiner	244	Bob Sciacchitano	4538	Mick Intagliata	263
	Ian Sutherland	237	John Talone	4516	Jim Polonidis	252
10th	Danny Terzini	234	Ray Storey	4501	Joe Bonfa	243
	Greg Meyers	229	Laurie Mayne	4383	Peter Smith	220
	Gary Irons	227	Danny Terzini	4213	Danny Fitzpatrick	210
	Warwick Nolan	225	Mark Gauci	4007	Paul Nicol	210
	Jim Polonidis	222	Peter Boulouxis	3953	Jesse Felle	203
	Jim McKenzie	221	Bill Nagel	3885	Colin Nethercliff	201
	Greg Peters	220	Rod McLeod	3471	Kevin Gardiner	194
	Peter Boulouxis	190	Danny Fitzpatrick	3207	Darryl Elliott	191
	Ray Storey	185	Mark Wakeling	3126	Mark Cini	189
	Mick Intagliata	185	Dean Jukic	3033	Marty Egan	176
20th	Mark Gauci	183	Geoff McKeown	2999	Keith McManamny	173
	Kevin Gardiner	178	Steve Marshall	2998	Terry Michail	164
	Mark Cini	171	Jim Polonidis	2979	Dean Jukic	164
	Mark Wakeling	168	Mark Cini	2742	Bob Sciacchitano	155
	Dean Jukic	163	Matt Thomas	2675	Joe Ansaldo	155
	Steve Marshall	162	Peter Gardiner	2593	Bede Gannon	151
	Laurie Mayne	161	Arosha Perera	2566	Mark Schuliga	150
	Paul Nicol	151	Matt Gauci	2547	Shane Westlow	144
	Terry Nagle	143	Greg Meyers	2534	Robert Corollo	143
	Darryl Elliott	141	Dean Lawson	2367	Evan Blythe	143
30th	Bill Nagel	141	Darryl Elliott	2284	Wayne Nicol	132

Triple Crown - Our All-Rounders

Players with 100 games, 1000 runs and 100 wickets

	Games	Runs	Wkts		Games	Runs	Wkts
Darren Nagle	320	6118	428	Mark Gauci	183	4007	126
Ian Denny	294	10827	617	Kevin Gardiner	178	1142	194
Joe Ansaldo	278	1456	155	Mark Cini	171	2742	189
Sandro Capocchi	277	6673	119	Dean Jukic	163	3033	164
Bob Sciacchitano	253	4538	155	Paul Nicol	151	2085	210
Peter Gardiner	244	2593	323	Darryl Elliott	146	2284	191
Gary Irons	227	1281	427	Bill Nagel	141	3885	282
Jim Polonidis	222	2979	252	Danny Fitzpatrick	134	3207	210
Jim McKenzie	221	1836	351	Steven Ball	126	2210	126
Peter Boulouxis	190	3953	103	Wayne Nicol	123	1554	132
Ray Storey	185	4501	130	Eddie Nott	121	1100	114
Mick Intagliata	185	1437	263	Daniel Phillips	117	2112	102

18 **Moonee Valley Legends**

Club Champion Award (1sts)

1985-86	Ian Denny
1986-87	Ian Denny
1987-88	Ian Denny
1988-89	Ian Denny
1989-90	Ian Denny
1990-91	Ian Denny
1991-92	Gary Irons
1992-93	Ian Denny
1993-94	Daryl Elliott
1994-95	Michael Harvey
1995-96	Ian Denny
1996-97	Ian Denny
1997-98	Michael Harvey
1998-99	Ian Denny
1999-00	Glen Courts
2000-01	Ian Denny
2001-02	Ian Denny
2002-03	Michael Harvey
2003-04	Ian Denny
2004-05	Geoff Smith
2005-06	Mark Gauci
2006-07	Rajan Aiyappan
2007-08	Arosha Perera
2008-09	Rajan Aiyappan
2009-10	Rajan Aiyappan
2010-11	Amit Chaudhary
2011-12	Amit Chaudhary
2012-13	Ihtisham Uddin

Moonee Valley Award (Other Grades)

1995-96	Stewart Storey
1996-97	Danny Fitzpatrick
1997-98	Mario Tenace
1998-99	Allan Bourke
1999-00	Mark Gauci
2000-01	Daniel Phillips
2001-02	Shane Golds
2002-03	Mark Schuliga
2003-04	Heath Jones
2004-05	Mark Schuliga
2005-06	Ben Thomas
2006-07	Jesse Felle
2007-08	Sean O'Kane
2008-09	Pat Felmingham
2009-10	Lou Raffaele
2010-11	Amit Chaudhary
2011-12	Ian Denny
2012-13	Jesse Felle

Lindsay Jones Best Clubman Award

1994-95	Steve Battison
1995-96	Michael Harvey
1996-97	Danny Terzini
1997-98	Robyn Storey
1998-99	Michael Harvey
1999-00	Shane & Sharron Golds
2000-01	Jim Polonidis
2001-02	Charlie Walker
2002-03	Charlie Walker
2003-04	Charlie Walker
2004-05	Tony Gleeson
2005-06	Charlie Walker
2006-07	Kevin Gardiner
2007-08	Paul Comino
2008-09	Bob Sciacchitano
2009-10	Tony Sherer
2010-11	Amit Chaudhary
2011-12	Joe Ansaldo
2012-13	Phill King

Coach's Award - Most Improved

2008-09	Chris Micallef
2009-10	James Thorneycroft
2010-11	Pat Taylor
2011-12	Jim Polonidis
2012-13	Craig Pridham

Wicketkeeper of the Year Award

2011-12	Paul Hobbs
2012-13	Peter Golding

Awards Winners & Points Count - 2012-13

Club Champion (1sts)

1st	798	Ihtisham Uddin
	366	Craig Pridham
	359	Khalid Hassan
	292	Nasir Ahmed
	229	Jim Polonidis
	216	Troy Smith
	183	Pat Felmingham
	147	Steven Nickelson
	122	Simon Thornton
	103	Stuart Rixon
	83	Adam Wilson
	78	Ben Thomas
	65	Trent Milne
	57	Muhammad Maaz
	30	George Loh
	29	Mark Gauci

Moonee Valley Award (2nds-8ths)

1st	852	Jesse Felle
2nd	790	Stephen Ward
3rd	536	Dean Jukic
	526	Sean O'Kane
	470	Peter O'Kane
	463	Muhammad Maaz
	452	Norm Wright
	423	George Pearson
	395	Dean Lawson
	389	Danny Terzini
	381	Heath Webb-Johnson
	371	Bede Gannon
	359	Darren Nagle
	351	Daniel Caligiuri
	346	Pardeep Singh
	343	Dino Sapuppo
	332	Murray Walker
	330	Mark Cini
	328	Tom King
	324	Lou Raffaele
	320	Jesse Nankivell-Sandor
	303	Steven Herbert
	288	Umar Farooq
	287	Beau Velona
	286	Jacob de Niese
	278	Matthew Esmore
	278	Aaron Grutteria
	272	Joe Ansaldo
	270	Mark Gauci
	265	Daniel Comande
	255	Daniel Phillips
	255	Pat Taylor
	249	Sandro Capocchi
	242	Ashley Krollig
	241	Michael Klomp
	239	Allan Cumming
	230	George Loh
	229	Mark Bergamo
	228	James Thorneycroft

How points are awarded

1pt per Run
5pts per Catch / Stumping
10pts Assisted Wickets
15pts Unassisted Wickets
15pts Run-Out
50pts 3 Catches (Innings)
50pts Century
50pts 5 wickets (Innings)

225	Steven Ball
216	Paul Hobbs
210	Paul Bannister
204	Murtaza Khaliq
202	Peter Whebell
200	Peter Golding
194	Trent Milne
193	John Talone
192	Brett Curran
191	Shane Esmore
187	Stuart Rixon
178	James Holt
176	Kevin Gardiner
167	Michael Cumbo
166	Matt Thomas
165	Tom Aitken
137	Sam Carbone
135	Channa DeSilva
135	Simon Payton
122	Saif Ali
122	Nick Brellis
117	Tim Ryan
100	Mitchell Evans
95	Vishal Mehta
94	Phill King
93	Neil King
90	Sam Coventry-Poole
89	Ben Thomas
89	Matthew Wenlock

Note: Competition rules which allow players to "double up" in the VTCA Sunday games this season have been taken into account. Where a player had two games on the same weekend or same round, only the points from their best performance have been counted towards the Moonee Valley Award.

1971-72	First Eleven	NWCA D Grade
1974-75	First Eleven	NWCA C Grade
1977-78	Second Eleven	NWCA E Grade
1978-79	First Eleven	NWCA C Grade
1980-81	Second Eleven	NWCA C Grade
1982-83	First Eleven	NWCA Luscombe Shield
1983-84	Second Eleven	NWCA C Grade
1984-85	Fourth Eleven	NWCA E Grade
1988-89	First Eleven	NWCA Luscombe Shield
1991-92	First Eleven	NWCA Luscombe Shield
1992-93	First Eleven	NWCA Luscombe Shield
1995-96	First Eleven	NWCA Luscombe Shield
1996-97	First Eleven	NWCA Luscombe Shield
1997-98	First Eleven	NWCA Luscombe Shield
1998-99	Third Eleven	MMVCA C Matting
2000-01	First Eleven	MMVCA A Turf
2003-04	Under 14 Girls	NWCA Under 14 Girls
2004-05	Under 14 Firsts	NWCA Under 14 C Grade
2005-06	Under 12 Fourths	NWCA Under 12 G Grade
2006-07	Under 16s	NWCA Under 16 C Grade
"	Under 12 Fourths	NWCA Under 12 H Grade
2007-08	Under 14 Thirds	NWCA Under 14 F Grade
"	Under 12 Seconds	NWCA Under 12 D Grade
"	Under 12 Thirds	NWCA Under 12 G Grade
2008-09	Under 14 Seconds	NWCA Under 14 D Grade
"	Moonee Valley	NWCA Twenty20 competition
2009-10	First Eleven	VTCA North A1
"	Second Eleven	VTCA North A2
"	Under 16 Seconds	NWCA Under 16 E Grade
"	Under 12 Thirds	NWCA Under 12 D Grade
"	Moonee Valley	NWCA Twenty20 competition
2011-12	Under 12s	NWMCA Under 12 C Grade

Season Review 2012/13**(Continued from Page 14)**

Three of our players turned out for all 10 First Eleven games – imports Khalid Hassan and Club Champion Ihtisham Uddin, and the tireless Jim Polonidis.

Our Seconds had some degree of stability, with eight players taking to the field for six or more games. Two of the six regulars were called on during the season for higher duties in the Firsts.

Our Thirds and Fifths, playing in the same Sunday one-day grade, were each a combination of age and youth, with the mix ensuring that each of the derbies was a hard-fought affair. The Fifths narrowly missed the finals after a slow start to the season, rattling off six wins in a row to end proceedings. The Thirds were also in the mix up until the end.

***Continued, Page 24**

Premiership Players

8	Michael Harvey	Darren Nagle		
7	Ian Denny	Greg Meyers	Warwick Nolan	
6	Greg Peters			
5	Sandro Capocchi	Gary Irons	Ray Storey	
4	Peter Gardiner	Bill Nagel	Terry Nagle	
3	Robert Corollo Colin Nethercliff	Bill Loughron Ian Sutherland	Laurie Mayne Paul Wood	Rod McLeod
2	Craig Brown Robert Lamberti Ken McLeod Jim Polonidis Shane Westlow	Charlie Distefano Steve Marshall Keith McManamny Richard Reddish	Marty Egan Jim McKenzie Paul Nicol David Talbot	Matt Gauci Geoff McKeown Brian O'Reilly Mark Wakeling
1	Rajan Aiyappan Michael Blangiardo Dean Campbell Amit Chaudhary Glen Courts Gary Dudderidge Kevin Gardiner Shane Golds James Holt David Jolley Joshua Maginness Jim Noonan Jude Perera Ian Potter Dushan Raveendrakumar Greg Schulz David Storey Ben Thomas Andrew Walker	Steve Allan Evan Blythe Garry Campbell Roger Chitty Tony Darvill Michael Elliott Mark Gauci Brian Hallett Joe Hoseman Dean Jukic Peter McGuirk Sean O'Kane Bryce Peter-Budge Craig Pridham Bob Sciacchitano Jim Stuart Matt Thomas Dale Ward	Peter Bevis Peter Boulouxis Frank Cano Graeme Cornwill Peter Dawkins Pat Felmingham Tony Gleeson Kane Harding Michael Intagliata Brett Lewis Scott McLeod Peter Ornsby Fred Phillips Craig Purcell Craig Rule Geoff Serong Alan Sutherland Geoff Thompson	John Bentivoglio David Callendar Frank Caruso Ross Cornwill Robert Doyle Bede Gannon Peter Golding Neil Henderson Craig Ion John Lopes Steve Neville Arosha Perera Shane Phillips Lou Raffaele David Ryan Chris Stafford John Talone Todd Trimble

Fielding Award Votes

	<u>1st Placing</u>	<u>2nd Placing</u>	<u>3rd Placing</u>
1sts	Troy Smith		
2nds	Daniel Comande (15)	Mark Cini (11)	Matthew Wenlock, Tom King (5)
3rds	Pardeep Singh, George Pearson (5)	Beau Velona (4)	10-way tie
4ths	Paul Hobbs (10)	Sam Carbone (8)	Steven Ball (7)
5ths	Bryce Peter-Budge (8)	Daniel Phillips, Jacob de Niese (6)	Tom King, Peter Golding (5)
6ths	Michael Ozbun (7)	Allan Cumming, Ashley Krollig (6)	Shaun Rayment (5)
7ths	Tom Aitken (13)	Phill King, Dino Sapuppo, Pat Taylor (5)	Mark Bergamo, James Holt, Nathan Miller (4)
8ths	Nathan Miller, Shaun Rayment (10)	Michael Klomp (6)	Doug Cumming, Peter O'Kane (4)

Batting Average Award

NWMCA Qualification: Min.300 runs and played 50% of the games.

MVCC Qualification: Min.200 runs

	<u>1st Placing</u>	<u>Runs Ave</u>	<u>2nd Placing</u>	<u>3rd Placing</u>
1sts	Ihtisham Uddin	403 40.3	Khalid Hassan	194 17.6
2nds	Heath Webb-Johnson	200 50.0	George Pearson	185 23.1
3rds	No players qualified		No players qualified	
4ths	Dean Lawson	327 36.3	Darren Nagle	237 29.6
5ths	Jacob de Niese	214 17.8	Heath Webb-Johnson	155 31.0
6ths	No players qualified	175 35.0	No players qualified	
7ths	Danny Terzini	325 36.1	Dino Sapuppo	188 20.9
8ths	Sean O'Kane	317 39.6		

Bowling Average Award

NWMCA comp qualification: Min. 25 wickets and played 50% of games. OD grade 15 wickets min.

MVCC Qualification: Min.15 wickets

	<u>1st Placing</u>	<u>Wkts Ave</u>	<u>2nd Placing</u>	<u>3rd Placing</u>
1sts	Ihtisham Uddin	20 13.8	Jim Polonidis	13 19.8
2nds	Muhammad Maaz	27 11.2	Stephen Ward	22 12.1
3rds	George Loh	13 15.7	No other qualifiers	
4ths	Steven Herbert	19 14.8	Norm Wright	16 21.3
5ths	No players qualified		No players qualified	
6ths	No players qualified		No players qualified	
7ths	Jesse Felle	42 11.4	Pat Taylor	18 16.7
8ths	Joe Ansaldo	19 11.3		

Wicketkeeper of the Year Award

Peter Golding

** Section 18 of the Club bylaws gives the executive the discretion to determine an award winner under exceptional circumstances when no-one meets the criteria.

#Our bylaws determine that under normal circumstances, batting and bowling averages (the stats listed here) are determined on performances before finals.

*Finals included in wicket tally in this calculation under Section 18.

First Eleven

	Batting	Bowling	Fielding	
1971-72	Neil Henderson	Ray Storey	Rod McLeod	(Premiers)
1972-73	Neil Henderson	Neil Henderson	Rod McLeod	
1973-74	Ray Storey	Ken McLeod	Rod McLeod	
1974-75	Rod McLeod	Ray Storey	-	(Premiers)
1975-76	Ray Storey	John Lopes	Rod McLeod	
1976-77	John Lopes	Ray Storey	Ray Storey	
1977-78	Michael Harvey	Peter Dawkins	-	
1978-79	Ray Storey	Bill Nagel	-	(Premiers)
1979-80	Bill Nagel	Andrew Walker	-	
1980-81	-	Bill Nagel	-	
1981-82	Bill Nagel	-	Ray Storey	
1982-83	Bill Nagel	Bill Nagel	Gary Irons	(Premiers)
1983-84	Warwick Nolan	Ian Denny	Michael Harvey	
1984-85	Ian Denny	Ian Denny	Greg Meyers	
1985-86	Warwick Nolan	Terry Nagle	-	
1986-87	Ian Denny	Terry Nagle	-	
1987-88	Ian Denny	Terry Nagle	Warwick Nolan	
1988-89	Ian Denny	Darren Nagle	David Callendar	(Premiers)
1989-90	Ian Denny	Ian Denny	-	
1990-91	Ian Denny	Darren Nagle	-	
1991-92	Robert Lamberti	Darren Nagle	-	(Premiers)
1992-93	Ian Denny	Ian Denny	-	(Premiers)
1993-94	Warwick Nolan	-	Greg Meyers	
1994-95	Michael Harvey	Darren Nagle	Greg Meyers	
1995-96	Ian Denny	Terry Nagle	Greg Meyers	(Premiers)
1996-97	Warwick Nolan	Shane Westflow	Greg Meyers	(Premiers)
1997-98	Ian Denny	Jim Polonidis	Michael Harvey	(Premiers)
1998-99	David Jolley	Darren Nagle	Greg Peters	
1999-00	Glen Courts	Steve Allan	Glen Courts	
2000-01	Ian Denny	Ian Denny	Glen Courts	(Premiers)
2001-02	Ian Denny	Rex Bennett	Geoff McKeown	
2002-03	Michael Harvey	Steve Allan	Geoff McKeown	
2003-04	Ian Denny	Will Mallory	Will Mallory	
2004-05	Glen Courts	Geoff Smith	Geoff McKeown / Tony Marasco	
2005-06	Arosha Perera	Geoff Smith	Geoff McKeown	
2006-07	Arosha Perera	Rajan Aiyappan	Arosha Perera	
2007-08	Arosha Perera	Daniel Bailey	Geoff McKeown	
2008-09	Arosha Perera	Rajan Aiyappan	Geoff McKeown	
2009-10	Rajan Aiyappan	Rajan Aiyappan	Geoff McKeown	(Premiers)
2010-11	Amit Chaudhary	Amit Chaudhary	Chris Stafford	
2011-12	Amit Chaudhary	Amit Chaudhary	Craig Pridham	
2012-13	Ihtisham Uddin	Ihtisham Uddin	Troy Smith	

24 **Batting, Bowling and Fielding Award Winners**

Second Eleven

	Batting	Bowling	Fielding
1975-76	Peter McGuirk	Peter McGuirk	-
1976-77	-	Kevin Gardiner	Kevin Gardiner
1977-78	Bill Nagel	Gary Irons	- (Premiers)
1978-79	Michael Blangiardo	Gary Irons	-
1979-80	Frank Cano	Robert Corollo	-
1980-81	Greg Meyers	-	- (Premiers)
1981-82	Darryl Elliott	Peter Gardiner	David Talbot
1982-83	Rod McLeod	Peter Gardiner	Gary Noonan
1983-84	Geoff Serong	Peter Gardiner	Peter Boulouxis (Premiers)
1984-85	Alan Hughes	Terry Michail	-
1985-86	-	-	-
1986-87	Peter Boulouxis	Marty Egan	Greg Schulz
1987-88	Peter Boulouxis	Terry Michail	-
1988-89	Peter Boulouxis	Terry Michail	-
1989-90	Steve Marshall	Tom Neville	-
1990-91	Ian Sutherland	Jim McKenzie	Peter Rogan
1991-92	Sandro Capocchi	Terry Michail	Justin Willee
1992-93	Peter Boulouxis	Jim McKenzie	Justin Willee
1993-94	Steve Marshall	Gary Irons	-
1994-95	Ian Sutherland	Gary Irons	-
1995-96	Chris Rowe	Scott McLeod	Peter Boulouxis
1996-97	-	-	Steve Battison
1997-98	Steve Marshall	Peter Boulouxis	Peter Rogan
1998-99	Rob Taylor	Danny Fitzpatrick	Matt Siomos
1999-00	Darren Nagle	Joe Bonfa	Dale Hadfield
2000-01	Dean Jukic	Joe Bonfa	Dale Hadfield
2001-02	Mark Gauci	Mark Cini	Paul Nicol
2002-03	Mark Gauci	Joe Bonfa	Tom Taylor
2003-04	Daniel Phillips	Peter Smith	Daniel Phillips
2004-05	Heath Jones	Joe Bonfa	Kerry Munday
2005-06	Dean Jukic	Dean Jukic	Justin Willee
2006-07	Sandro Capocchi	Iraklis Kolokithas	Mark Cini
2007-08	-	-	Evan Blythe
2008-09	Pat Felmingham	Dean Jukic	Robbie Ball
2009-10	Lou Raffaele	Simon Thornton	Peter Golding (Premiers)
2010-11	-	Evan Blythe	Channa DeSilva
2011-12	George Pearson	Simon Thornton	Sam O'Brien
2012-13	Heath Webb-Johnson	Muhammad Maaz	Daniel Comande

Season Review 2012/13

(Continued from Page 20)

Brett Curran's Fourths were our highest-graded hard wicket team, and finished third in the North West Metro's NWCA Shield competition. We secured our spot in the finals with a big win over top-of-the-ladder Burnside Springs, which had lost just once before in the season. Again, the semi-final was the finale of our season.

Our Sixths squad was formed from the nucleus of last season's one-day Eighths, when the players indicated their desire to step up to two-day cricket. Unfortunately, the off-season enthusiasm didn't translate into regular availability, and skipper Allan Cumming was left to try and pick up the season with a regular turnover of players.

Our other two-day hard wicket team, the Sevens, were in the top four all season, but as was the case in 2011/12, tapered off after Christmas, losing the last four games. Unlike 2011/12, we finished fourth and made the finals, but couldn't get past the semi.

We started off with mix-and-match teams in our hard-wicket one-day team, the Eighths, but were still able to regularly take the points. The appointment of Sean O'Kane as skipper after a few rounds toughened up our batting line-up, and he drew together a mix of older and younger players and fleet-footed fielders into a handy combination. We almost snatched the semi final.

*Continued, Page 26

Batting, Bowling and Fielding Award Winners

25

Third Eleven

	Batting	Bowling	Fielding
1980-81	Laurie Mayne	-	-
1981-82	Laurie Mayne	Laurie Mayne	-
1982-83	Michael Bevis	Paul Cramer	Michael Bevis
1983-84	Rod McLeod	Kevin Gardiner	Tom Ward
1984-85	Marty Egan	Terry Nagle	Tony Coslovich
1985-86	-	-	-
1986-87	Sandro Capocchi	Michael Colaci	Michael Bevis
1987-88	Craig McBean	Corey Davidson	-
1988-89	Laurie Mayne	Michael Intagliata	-
1989-90	Danny Fitzpatrick	-	-
1990-91	Danny Fitzpatrick	Jude Perera	Vince Borg
1991-92	Shane Williams	Gary Irons	-
1992-93	Fred Phillips	Tony Gila	-
1993-94	Danny Fitzpatrick	Tony Gila	Danny Fitzpatrick
1994-95	Peter Brear	Danny Fitzpatrick	Brendon Knowles
1995-96	Jim McKenzie	Tom Neville	-
1996-97	Shane Williams	Les Potts	-
1997-98	Shane Williams	Danny Ryan	Dale Hadfield / Danny Terzini
1998-99	Fred Phillips	Bob Sciacchitano	Fred Phillips (Premiers)
1999-00	Fred Phillips	Rob Taylor	John Talone
2000-01	Emanuel Caccamo	Jim McKenzie	Tony Bassan
2001-02	Justin Willee	Peter Smith	Peter Smith
2002-03	Danny Terzini	-	William Lai
2003-04	Sandro Capocchi	Heath Jones	Dino Sapuppo
2004-05	Sandro Capocchi	Mark Schuliga	John Talone
2005-06	Ben Thomas	Murray Walker	Danny Terzini
2006-07	-	Dino Sapuppo	Peter Smith
2007-08	-	-	James Rawlinson
2008-09	Sandro Capocchi	John O'Brien	Peter Golding
2009-10	George Pearson	George Loh	Channa DeSilva
2010-11	Darren Nagle	-	Stephen Ward
2011-12	-	Dean Jukic	Michael Klomp
2012-13	-	George Loh	George Pearson/Pardeep Singh

Fourth Eleven

	Batting	Bowling	Fielding
1982-83	Brian Hallett	Andrew Syme	Michael O'Keefe
1983-84	Laurie Mayne	Frank Caruso	Tony Coslovich
1984-85	Dale Ward	Jim McKenzie	Tony Ward (Premiers)
1985-86	-	-	-
1986-87	Laurie Mayne	Wayne Nicol	Jeff Nicol
1987-88	Peter Gardiner	Michael Intagliata	-
1988-89	Gary Johnson	Gary Pellis	-
1989-90	Ray Storey	Gary Johnson	-
1990-91	Laurie Mayne	Peter Gardiner	Michael Bevis
1991-92	Laurie Mayne	Doug McLaggan	-
1992-93	Ray Storey	Des Purcell	-
1993-94	Ray Storey	Peter Gardiner	Michael Bevis
1994-95	Ray Storey	Doug McLaggan	-
1995-96	Stewart Storey	Eddie Nott	-
1996-97	Ross Larobina	Mario Tenace	Richie Cudmore
1997-98	Mario Tenace	Adrian Luvara	Craig Rule
1998-99	Allan Bourke	Joe Ansaldo	Allan Bourke
1999-00	Mark Gauci	Mark Schuliga	John Sadler
2000-01	Mark Schuliga	Joe Ansaldo	Chris Wright
2001-02	Shane Golds	Ricky Bell	William Lai
2002-03	Shane Golds	-	Allan Cumming
2003-04	John Talone	-	Allan Cumming
2004-05	-	Jesse Felle	James Clarke
2005-06	-	-	Paul Hedjes
2006-07	Rahul Sharma	Jesse Felle	Nigel Walker
2007-08	-	-	Peter Chiera/William Lai
2008-09	Justin Willee	Kevin Gardiner	Justin Willee
2009-10	Brett Curran	Norm Wright	Alan Harry
2010-11	Dean Lawson	Kevin Gardiner	Steven Ball
2011-12	Ian Denny	Kevin Gardiner	Darren Nagle
2012-13	Dean Lawson	Steven Herbert	Paul Hobbs

26 **Batting, Bowling and Fielding Award Winners**

Fifth Eleven (No 5th Eleven between seasons 1993-94 to 2002-03)

	Batting	Bowling	Fielding
1991-92	Warwick Knill	Jeff Nicol	-
1992-93	Darren Caton	Jeff Nicol	-
2003-04	-	Steven Ball	Steven Ball
2004-05	-	Luke Ryan	Robert Ryan
2005-06	Steve Bonfa	-	Liam Brown
2006-07	Steve Bonfa	Jesse Nankivell-Sandor	Phill King
2007-08	Sandro Capocchi	Kevin Gardiner	Phill King
2008-09	Simon Payton	-	Luke Malone
2009-10	Tom King	Peter Smith	John Talone
2010-11	Dean Jukic	Dean Jukic	Chris O'Haire
2011-12	-	-	Beau Velona
2011-12	Jacob de Niese	-	Bryce Peter-Budge

Sixth Eleven

	Batting	Bowling	Fielding
2004-05	Steven Ball	Steven Ball	Peter Fenaughty
2005-06	Steven Ball	Steven Ball	Shane Comino
2006-07	Domenic Chiera	Domenic Chiera	Callum MacGregor
2007-08	Dean Lawson	Antony Sherer	Paul Hobbs
2008-09	Alan Harry	Mark Madden	Steven Ball
2009-10	-	James Thorneycroft	Phill King
2010-11	John Talone	Tim Fisher	Stephen Tassos
2011-12	Danny Terzini	Pat Taylor	Jackson Clarke/Ashley Krollig
2012-13	-	-	Michael Ozbun

Seventh Eleven

	Batting	Bowling	Fielding
2005-06	Matt Gauci	Paul Comino	William Lai
2006-07	Simon Payton	-	Simon Payton
2007-08	-	-	Shaun Rayment
2008-09	George Loh	-	Tom Aitken
2009-10	Rahul Sharma	Greg Nicol	Luke Marinelli
2010-11	-	John Brelis	Tom Aitken
2011-12	-	-	Shaun Rayment
2012-13	Danny Terzini	Jesse Felle	Tom Aitken

Season Review 2012/13

(continued from Page 24)

The coin-tossers

Mark Gauci was appointed as captain of our First Eleven for his eighth year, to help provide stability at the top of our playing list. It was important to have this consistency in working with Vic Hodge, reappointed for his second season as our Senior Coach.

Mark's own season was interrupted by his work commitments and by injury, and we weren't able to achieve the consistency we wanted. We had acting skippers for five of our First Eleven games – Craig Pridham for three matches, Trent Milne for one and Matt Thomas for the last round of the season.

Stephen Ward put his hand up to captain the Seconds in his third season at our Club, after captaining one of our Twenty20 sides in 2011/12. The team had a shaky start to the season before Wardy was able to pull together a mix of experienced and young players. We finished with a rush, but missed the finals.

After his excellent results piloting the Fifths in 2011/12, Jesse Nankivell-Sandor stepped up to captain our Thirds. The complicating factor for both the Thirds and Fifths was playing in the same grade, so we had to be mindful of selection policies that treated the two teams as equals, and gave each of them a chance.

*Continued, Page 31

Batting, Bowling and Fielding Award Winners

27

Eighth Eleven

	Batting	Bowling	Fielding
2006-07	Dean Lawson	Sam O'Brien	Paul Hobbs
2007-08	Sean O'Kane	-	John Brelis
2008-09	-	-	Peter Bonfa
2009-10	Team withdrawn after Round 2 - loss of ground		
2010-11	-	Tim Ryan	Tim Ryan
2011-12	-	Tim Ryan	Matthew Esmore
2012-13	Sean O'Kane	Joe Ansaldo	Nathan Miller/Shawn Rayment

Ninth Eleven

	Batting	Bowling	Fielding
2007-08	-	-	Jason Dolezal-May
2008-09	-	-	Mitchell O'Meara
2009-10	-	-	Paul Comino
2010-11	Sunny Sharma	Sunny Sharma	Beau Velona

Tenth Eleven

	Batting	Bowling	Fielding
2008-09	Glenn Perussich	-	Dave Hutchison
2009-10	Dave Hutchison	Glenn Perussich	Daniel Gorham
2010-11	Team withdrawn after Round 4		

Women's First Eleven

	Batting	Bowling	Fielding
2007-08	Kim Johnston	Sam Lawson	Tien Polonidis
2008-09	Kim Johnston	Sam Lawson	Natalie Demarte
2009-10	Tien Polonidis	Tien Polonidis	Tien Polonidis
2010-11	Natalie Demarte	Tracy Armstrong	Clare Arden

Women's Second Eleven

	Batting	Bowling	Fielding
2008-09	Sam Marr	Nicole McLachlan	Clare Arden
2009-10	Natalie Demarte	Tracy Armstrong	Elizabeth Marr

28 **Batting Records**

Century Makers

Peter Brear	218	Darren Nagle	125	Sean O'Kane	111 *
Matt Gauci	211 *	Ian Denny	125	Michael Harvey	111
Glen Courts	177 *	Sandro Capocchi	124	Michael Harvey	111
Shane Golds	175	Sandro Capocchi	124	Heath Jones	111
Michael Harvey	171	Lou Raffaele	124	Bill Nagel	111
Lou Raffaele	170	Dean Lawson	124	Dale Ward	111
Lou Raffaele	169	Allan Bourke	123 *	Ben Thomas	110 *
Ian Broadbent	165 *	Fred Phillips	123 *	Steven Ball	110
David Roach	164	Laurie Mayne	122 *	Sean O'Kane	110
Craig McBean	161	Bill Loughron	122 *	Ian Denny	110
Shane Golds	160	Arosha Perera	122 *	Ian Denny	110
Patrick Felmingham	159	Danny Fitzpatrick	122	Warwick Nolan	109 *
Steve Battison	158	Trent Milne	121	Glen Courts	109
Dean Lawson	157	John Berto	121	Ian Denny	109
Arosha Perera	157	Ian Denny	121	Glenn Eismontas	109
Alan Harry	155 *	Ian Denny	121	Danny Fitzpatrick	109
Ian Denny	155 *	Robert Lamberti	121	Arosha Perera	109
Mark Gauci	155	Sean O'Kane	121	Ian Denny	108 *
Michael Harvey	155	Ian Denny	120 *	Greg Meyers	108 *
Warwick Nolan	154 *	Sam Coventry-Poole	120 *	Geoff McKeown	108 *
Ian Denny	154	Shane Golds	120	Sandro Capocchi	108
Ian Denny	153 *	Danny Terzini	120	Ian Denny	108 *
Bill Nagel	152 *	Shane Williams	120	Michael Harvey	108 *
Heath Webb-J'nson	151 *	Sandro Capocchi	120	Ihtisham Uddin	108
Arosha Perera	150	Rajan Aiyappan	119 *	Glen Courts	107
David Jolley	148 *	Pat Felmingham	119	Mark Gauci	107
Ray Storey	148 *	Warwick Nolan	119	Dale Hadfield	107
Ian Denny	146	Warwick Nolan	119	Michael Harvey	107
Michael Harvey	145	Peter Boulouxis	118	Greg Peters	107
Neil Henderson	144	Warwick Nolan	117 *	Bryce Peter-Budge	107
Eddie Nott	144	Rod McLeod	117 *	Sandro Capocchi	106
Sandro Capocchi	144	Jim Polondis	117 *	Arosha Perera	106 *
Shane Williams	142	Michael Harvey	117	Ian Denny	106 *
Ian Denny	140	Alan Hughes	117	Mark Gauci	106 *
Ian Denny	139 *	Bill Loughron	117	Matt Gauci	106 *
Mark Gauci	139	Mark Schuliga	117	David Jolley	106 *
Darren Nagle	139	Michael Cumbo	117	Mark Gauci	105 *
Charlie Gila	138	Bill Nagel	116	Steven Ball	105 *
Grant Moore	138	Peter Boulouxis	115	Robert Lamberti	105
Geoff Serong	138	Glen Courts	115	Warwick Nolan	105
Neil Henderson	137	Warwick Nolan	115	Michael Harvey	104
Ian Denny	136 *	Tom Taylor	115	Adrian Luvara	104
Shane Golds	136 *	Dale Ward	115	Bill Nagel	104 *
Sandro Capocchi	136	Prateek Chaudhary	114 *	Warwick Nolan	104 *
Warwick Nolan	136	Charlie Distefano	114	Warwick Nolan	104
Arosha Perera	136	Gary Dudderidge	114	David Caccamo	104
Warwick Nolan	134	Ian Sutherland	114	Neil Henderson	104
Channa DeSilva	134	Daniel Phillips	114	Dean Jukic	104
Matt Thomas	133 *	Arosha Perera	113 *	Joe Reitano	104 *
Neil Henderson	133	Amit Chaudhary	113 *	Matt Gauci	104
Ian Denny	132 *	Robert Semmens	113	Allan Bourke	103 *
Rod McLeod	132	Danny Terzini	113	Darren Nagle	103 *
Matt Thomas	131 *	Michael Harvey	113	Glen Courts	103 *
Robert Lamberti	131	Michael Harvey	113	Darryl Elliott	103
Geoff McKeown	130 *	Frankie Reitano	113	Wayne Nicol	103
Mark Gauci	128 *	Mario Tenace	112 *	Warwick Nolan	103
Warwick Nolan	127	Laurie Mayne	112	Danny Fitzpatrick	102 *
Matt Thomas	126	George Pearson	112	Mark Gauci	102 *

Century Makers

Sunny Sharma	102 *	Mark Gauci	101 *	Peter Rogan	100
Tony Davrill	102	Ian Denny	101 *	Ray Storey	100
Sandro Capocchi	102	Ihtisham Uddin	101 *	Jamie Howard	100
Alan Sutherland	102	George Pearson	101	Michael Harvey	100
Danny Terzini	102	Dominic Aloj	100 *	Michael Harvey	100
Andrew Walker	102	Ian Sutherland	100 *	Michael Harvey	100
Norm Wright	102	Mario Tenace	100 *	Michael Harvey	100
Bill Loughron	102	Mario Tenace	100 *	Ian Denny	100
Joel Wilford	102	Lou Raffaele	100 *	Arosha Perera	100
Ian Denny	102	Vikash Chand	100 *	Darren Caton	100
Ian Denny	102	Tony Gleeson	100 *	Harvey Saward	100
Sandro Capocchi	101 *	Darren Caton	100 *	Laurie Mayne	100
Ben Thomas	101 *	Ian Broadbent	100 *	Darren Nagle	100
Michael Harvey	101 *	Trent Milne	100 *	Ross Larobina	100
Bill Loughron	101 *	Daniel Caligiuri	100 *	Laurie Mayne	100
Sean O'Kane	101 *	Dean Jukic	100 *	Bill Loughron	100
Nick Launer	101 *				

Top Tens for 2012-13

Top 10 Run Scorers

	Runs
Ihtisham Uddin	456
H. Webb-Johnson	379
Stephen Ward	352
Danny Terzini	344
Dean Jukic	343
Dean Lawson	329
Sean O'Kane	318
Peter O'Kane	316
George Pearson	263
Tom King	257

Top 10 Batting Averages (min 200 runs)

	Runs	Aver
Ihtisham Uddin	456	45.6
Dean Jukic	343	38.1
Danny Terzini	344	34.4
Sean O'Kane	318	31.8
H. Webb-Johnson	379	31.6
Dean Lawson	329	29.9
Darren Nagle	249	27.7
Peter O'Kane	316	26.3
Dino Sapuppo	218	21.8
Mark Cini	228	20.7

Top 10 Wicket Takers

	Wkts
Jesse Felle	43
Stephen Ward	37
Muhammad Maaz	29
Bede Gannon	25
Ihtisham Uddin	23
Umar Farooq	23
Norm Wright	21
Murray Walker	21
Steven Herbert	21
Joe Ansaldo	21

Top 10 Bowling Averages (min 15 wkts)

	Wkts	Aver
Pardeep Singh	20	6.8
Joe Ansaldo	21	11.9
Ihtisham Uddin	23	12.1
Murray Walker	21	12.2
Jesse Felle	43	12.8
Umar Farooq	23	13.2
Muhammad Maaz	29	14.0
Stephen Ward	37	14.7
Steven Herbert	21	15.0
Bede Gannon	25	16.3

Record Partnerships

	First Eleven		Year
1st	W. Nolan	B. Nagel	204 1982-83
2nd	G. Courts	D. Jolley	271 1999-00
3rd	G. Peters	R. Lamberti	204 1993-94
4th	B. Loughron	G. Courts	188 1999-00
5th	R. Aiyappan	P. Felmingham	178 2009-10
6th	I. Denny	B. Loughron	178 1991-92
7th	I. Denny	M. Harvey	187 2000-01
8th	S. Marshall	T. Nagle	107 1990-91
9th	P. Wood	C. Nethercliff	86 1977-78
10th	K. McManamny	R. Corollo	78 1977-78

	Fifth Eleven		Year
1st	J. Talone	M. Cumbo	162 2007-08
2nd	L. Raffaele	J. Polonidis	167 2008-09
3rd	S. Payton	J. Talone	147 2007-08
4th	L. Raffaele	D. Terzini	167 2009-10
5th	S. Payton	J. de Niese	157 2008-09
6th	J. McKenzie	S. Ball	146* 2003-04
7th	T. King	S. Ward	91 2010-11
8th	S. Malone	L. Malone	71 2008-09
9th	N. Newton	C. Ion	70 1991-92
10th	S. Fenaughty	N. Walker	44 2005-06

	Second Eleven		Year
1st	D. Nagle	L. Raffaele	237 2009-10
2nd	D. Nagle	P. Felmingham	300 2006-07
3rd	R. McLeod	B. Hallett	125 1981-82
	J. Howard	M. Caccamo	" 2000-01
4th	M. Thomas	I. Denny	138 2006-07
5th	J. Polonidis	M. Cini	120* 2004-05
6th	S. Marshall	S. Golds	143 1997-98
7th	H. Webb-J'nson	M. Maaz	118* 2012-13
8th	M. Cini	P. Nicol	74 2001-02
9th	M. Walker	P. Nicol	62 2003-04
10th	M. Cini	J. Bonfa	110 2001-02

	Sixth Eleven		Year
1st	D. Lawson	S. Ball	212 2008-09
2nd	B. Thomas	L. Raffaele	160 2010-11
3rd	S. Ball	S. O'Brien	100 2007-08
4th	Al Harry	M. Madden	178* 2008-09
5th	D. Jukic	N. King	109 2012-13
6th	J. McKenzie	R. Ball	74 2004-05
7th	S. Ali	S. O'Brien	104 2007-08
8th	D. Chiera	L. Cov-Poole	54 2006-07
9th	P. Bonfa	P. Legato	50 2009-10
10th	S. Ball	R. Ball	70 2006-07

	Third Eleven		Year
1st	S. Cov-Poole	G. Pearson	188 2009-10
2nd	J. Talone	P. Brear	203 1994-95
3rd	P. Felmingham	Mt Gauci	171* 2008-09
4th	D. Terzini	J. Howard	177 2001-02
5th	L. Mayne	M. Intagliata	153 1980-81
6th	B. Sciacchitano	S. Williams	149 1997-98
7th	R. Breschkin	H. Jones	106 2003-04
8th	L. Luhm	P. Malcolm	102 2001-02
9th	J. Polonidis	S. Golds	98 1994-95
10th	P. Gardiner	D. Bartholomeuz	93 1998-99

	Seventh Eleven		Year
1st	J. Holt	M. Cumbo	89 2012-13
2nd	B. Thomas	A. Payton	82 2006-07
3rd	M. Thomas	S. Payton	162* 2006-07
4th	M. Cini	D. Sapuppo	98* 2012-13
5th	I. Denny	G. Peters	109* 2005-06
6th	J. Holt	J. Felle	87 2012-13
7th	J. Little	J. Nank-Sandor	68 2008-09
8th	R. Fairclough	J. Nank-Sandor	56 2008-09
9th	P. King	P. Taylor	49 2012-13
10th	S. Payton	S. O'Brien	31* 2006-07

	Fourth Eleven		Year
1st	D. Aloï	R. Larobina	168 1996-97
2nd	T. Darvill	D. Ryan	115 1984-85
3rd	C. Gila	B. Sciacchitano	187 1991-92
4th	G. McKeown	J. Reitano	167 2001-02
5th	R. Larobina	B. Sciacchitano	161 1996-97
6th	S. Golds	C. Wright	158 2001-02
7th	S. Golds	M. Walker	172 2001-02
8th	S. Ball	B. Curran	124* 2009-10
9th	I. Denny	A. Cumming	85 2005-06
10th	J. Ansaldo	D. Phillips	71 2000-01

	Eighth Eleven		Year
1st	D. Lawson	J. Carroll	156 2006-07
2nd	J. Carroll	P. Rathod	123 2006-07
3rd	E. Clarke	P. Bonfa	104 2008-09
4th	A. Chaudhary	J. Wilford	84 2010-11
5th	Mk Gauci	S. O'Kane	112 2012-13
6th	M. Esmore	P. Bannister	41* 2012-13
7th	M. Spagna	J. McKenzie	84 2007-08
8th	D. Gorham	R. Gorham	58 2010-11
9th	M. Madden	J. De Niese	34 2006-07
10th	E. Greenfield	S. O'Brien	38 2006-07



Ninth Eleven			Year	
1st	J. Carroll	A. Cumming	76	2008-09
2nd	L. Raffaele	Da Brown	126	2008-09
3rd	Mk Gauci	K. Garland	87	2010-11
4th	A. Baldessarro	L. Marinelli	61	2008-09
5th	P. Golding	F. Tran	85	2007-08
6th	K. Kenny-Jones	S. Doriaswamy	94	2010-11
7th	D. Sapuppo	A. Chaudhary	69*	2010-11
8th	S. Rayment	N. Taylor	19	2008-09
9th	S. Ali	J. Johnston	59	2007-08
10th	J. Loy	C. Ardern	16	2009-10

Women's First Eleven			Year	
1st	K. Johnston	T. Ha	77	2008-09
2nd	K. Johnston	T. Ha	34	2007-08
3rd	S. Marr	C. Ardern	92	2009-10
4th	S. Marr	C. Ardern	77*	2009-10
5th	N. McLachlan	S. Wilson	61	2008-09
6th	L. Muratore	S. Lawson	34*	2008-09
7th	N. Waites	J. de Niese	32	2008-09
8th	B. Tankard	A. Walker	63*	2008-09
9th	R. Brellis	V. Thorneycroft	20	2008-09
10th	J. Marr	B. Lawson	20	2009-10

Tenth Eleven			Year	
1st	D. Hutchison	G. Perussich	104	2009-10
2nd	G. Perussich	T. Memery	106	2009-10
3rd	D. Hutchison	K. Memery	64	2008-09
4th	T. Memery	R. O'Brien	72	2008-09
5th	G. Perussich	K. Tankard	46	2009-10
6th	Da Brown	D. Gorham	65	2009-10
7th	C. Koulouris	J. Martiniello	41	2008-09
8th	R. O'Brien	A. Cooze	37	2008-09
9th	R. Gorham	S. O'Brien	23	2009-10
10th	G. Perussich	M. DiGiovine	51*	2009-10

Women's Second Eleven			Year	
1st	S. Marr	E. Marr	73	2008-09
2nd	S. Marr	T. Intagliata	79	2008-09
3rd	N. McLachlan	C. Ardern	42	2008-09
4th	N. McLachlan	C. Ardern	97	2008-09
5th	T. Armstrong	J. O'Brien	75	2009-10
6th	K. Johnston	J. O'Brien	59	2009-10
7th	J. O'Brien	J. Spagna	27	2009-10
8th	J. O'Brien	D. Ward	26	2009-10
9th	D. Ward	V. Moore	13	2009-10
10th	N. Waites	V. Moore	30	2009-10

Best Partnerships Season 12-13				Grade
1st	D. Lawson	S. Capocchi	105*	4ths
2nd	D. Nagle	J. Talone	114	4ths
3rd	D. Jukic	D. Caligiuri	95*	6ths
4th	L. Raffaele*	B. Thomas/P. O'Kane	116	3rds
5th	S. O'Kane	Mk Gauci	112	8ths
6th	S. Ball	P. O'Kane	105	4ths
7th	H. Webb-J'son	M. Maaz	118*	2nds
8th	S. Ward	St Esmore	55	8ths
9th	S. Ward	P. Golding	51	3rds
10th	B. Curran	S. Carbone	28	4ths

Season Review 2012/13

(continued from Page 26)

The Thirds had some stirring wins but missed the finals. As in the previous season, we played two derbies – and again we halved the result – the Thirds winning the first derby and the Fifths prevailing in the rematch.

Brett Curran stepped up for his seventh season in charge of the squad which is now our Mighty Fighting Fourth's. It's a remarkable effort from a guy who has competing work interests in the hurly-burly of politics – yet invariably finds the time to play virtually all the games.

Our Fifth's started the season as a mix-and-match side, with acting captains – quite often Stephen Ward from the Seconds, doubling up as a player and a skipper.

But after the first couple of games Jacob de Niese volunteered to take the job. Jake led from the front, opening the bat and winning the team's batting award, and controlling the team from behind the stumps. He pulled together a dedicated group, and they won the last five games of the season to finish fifth, just six points out of the finals.

Allan Cumming's 2011/12 one-day squad decided to step up the responsibility to two-day cricket, so Allan became skipper of the Sixth's.

*Continued, Page 32

Bowling Records

Most Overs for Moonee Valley

<i>Ian Denny</i>	3769	overs
<i>Gary Irons</i>	2777	overs
<i>Darren Nagle</i>	2614	overs
<i>Jim McKenzie</i>	2204	overs
<i>Peter Gardiner</i>	1863	overs
<i>Terry Nagle</i>	1782	overs
<i>Mick Intagliata</i>	1655	overs
<i>Jim Polonidis</i>	1602	overs
<i>Paul Nicol</i>	1521	overs
<i>Bill Nagel</i>	1512	overs
<i>Joe Bonfa</i>	1409	overs
<i>Danny Fitzpatrick</i>	1282	overs
<i>Kevin Gardiner</i>	1248	overs
<i>Darryl Elliott</i>	1192	overs
<i>Jesse Felle</i>	1163	overs
<i>Peter Smith</i>	1069	overs
<i>Mark Cini</i>	1062	overs
<i>Marty Egan</i>	1013	overs
<i>Mark Schuliga</i>	1011	overs
<i>Gary Johnson</i>	927	overs
<i>Shane Westlow</i>	919	overs
<i>Geoff Smith</i>	905	overs
<i>Wayne Nicol</i>	872	overs
<i>Bob Sciacchitano</i>	871	overs
<i>Evan Blythe</i>	862	overs
<i>Keith McManamny</i>	851	overs
<i>Tim Fisher</i>	829	overs
<i>Sandro Capocchi</i>	798	overs
<i>Dean Jukic</i>	786	overs
<i>Bede Gannon</i>	757	overs
<i>Doug McLaggan</i>	748	overs
<i>Mark Gauci</i>	699	overs
<i>Colin Netherclift</i>	694	overs
<i>Peter Boulouxis</i>	675	overs
<i>Terry Michail</i>	674	overs
<i>Robert Corollo</i>	660	overs
<i>Eddie Nott</i>	658	overs
<i>Scott McLeod</i>	655	overs
<i>Joe Ansaldo</i>	646	overs
<i>Steven Ball</i>	642	overs
<i>Murray Walker</i>	637	overs

Season Review 2012/13

(continued from Page 31)

Unfortunately the pre-season enthusiasm for two-day cricket had dissipated somewhat by the time Round 1 came around, and Allan was rarely able to get his preferred team on the park. The Sixths only took the points in one game – and it was a forfeit – but it was a learning experience.

Danny Terzini's another long-term captain, and his squad became our Sevenths in 2012/13. As has been the case in recent seasons, they were out of the blocks early, and were early ladder-leaders.

Danny was in form with the bat, with handy back-up batting from the likes of Tom Aitken, Dino Sapuppo, the returning James Holt and Jesse Felle. The Sixths had a big outright before the holiday break, but didn't win a game after Christmas.

We finished fourth, but couldn't get past the semi final.

Our one-day hard-wicket team, the Eighths, started the season without a regular captain, and we filled in as we went.

*Continued, Page 33

Most Centuries

Ian Denny	22	Darren Nagle	4
Michael Harvey	16	Lou Raffaele	4
Warwick Nolan	13	Neil Henderson	4
Sandro Capocchi	9	Laurie Mayne	4
Arosha Perera	8	Bill Nagel	4
Mark Gauci	8	Shane Golds	4
Glen Courts	5	Sean O'Kane	4
Bill Loughron	5		

A Century on Debut

Warwick Nolan	127	First Eleven	vs	Coolaroo	1981-82
Bill Loughron	100 *	First Eleven	vs	St. Christophers	1991-92
David Roach	164	First Eleven	vs	Avondale Heights	2009-10

Consecutive Centuries

Warwick Nolan	103 *	First Eleven	vs	Airport West	1988-89
	115	First Eleven	vs	Keilor Park	1988-89
Ian Denny	139 *	First Eleven	vs	Buckley Park	1990-91
	108 *	First Eleven	vs	Kealba Green Gully	1990-91
Sandro Capocchi	101 *	Second Eleven	vs	Hadfield	1991-92
	106 *	Second Eleven	vs	Buckley Park	1991-92
Shane Golds	136 *	Fourth Eleven	vs	St. Francis	2001-02
	175	Fourth Eleven	vs	Haig Amateurs	2001-02
Matt Thomas	131 *	Seventh Eleven	vs	Pascoe Vale	2006-07
	126	Second Eleven	vs	Tullamarine	2006-07
Arosha Perera	157	First Eleven	vs	Craigieburn	2008-09
	109	First Eleven	vs	Aberfeldie Park	2008-09
Dean Lawson	124	Sixth Eleven	vs	Sydenham-Hillside	2008-09
	157	Sixth Eleven	vs	Buckley Park	2008-09
Trent Milne	121	Fifth Eleven	vs	Avondale Heights	2011-12
	100 *	Eighth Eleven	vs	Royal Park Reds	2011-12

Season Review 2012/13

(continued from Page 32)

But Sean O'Kane accepted the job in Round 9 and quickly pulled the troops around him, leading from the front. He showed faith and confidence in his team of older players, youngsters and occasional performers – and they responded.

We finished fifth on the ladder and played finals, and almost snatched the first match on the back of a magnificent unbeaten 86 from young gun Matt Esmore, who played several games with Carlton Fourths during the course of the season.

Fixturing problems.

We again copped the brunt of some poor fixturing – not the least with our Thirds and Fifts AGAIN having to compete against each other in the same grade.

The request by the Sixths squad to play two-day cricket caused a problem for several of our teams. Firstly, the Fourths got bumped up a grade higher than they'd played last year, so that the Sixths could be accommodated in a lower grade.

Then the NWMCA got its gradings wrong and put our Allan Cumming's team – the Sixths – in the grade where Danny Terzini's team – the Sevens – should have been.

*Continued, Page 34

Most Runs in a Season

806	Neil Henderson	1971-72
799	Bill Nagel	1982-83
658	Michael Harvey	1994-95
654	Arosha Perera	2008-09
636	Glen Courts	2000-01
634	Ian Denny	1995-96
627	Shane Golds	2001-02
622	Warwick Nolan	1982-83
618	Glen Courts	1999-00
615	Mario Tenace	1996-97
614	Robert Lamberti	1990-91
611	Ian Denny	1989-90
604	Arosha Perera	2009-10
565	Lou Raffaele	2009-10
563	Arosha Perera	2007-08
559	Darren Nagle	2006-07

Season Review 2012/13

(continued from Page 33)

It was too late in proceedings to get the NWMCA to fix up its error – and as a result the Sixths team played out of its depth for most of the year.

Ironically, the only points it got were from a walkover from Haig Fawkner – resulting from a fixture stuff-up.

Player number analysis

In 2012/13, 147 players took to the field in a Moonee Valley senior team. This is down on the 148 players who played for the Club in 2011/12, the 176 players in 2010/11, the 206 players in 2009/10 and the 222 players in our big year of 2008/09.

Of our 147 players this season, 38 played their first senior game for Moonee Valley. All up, 18 players who were still in juniors played senior cricket for the Club, while a further 23 of our players had graduated through the juniors in past seasons.

The 18 juniors played a combined 59 games over the course of the season, for an average of 3.3 games each. This demonstrates that we're not putting too much pressure on our young players to fill senior spots.

Our teams took to the field in a combined total of 93 matches over the season, after factoring out walkovers, byes and washouts. It's the same number of games we played in 2011/12.

We have been successful over the years in recruiting mums and dads of juniors to pull on the whites for Moonee Valley, and in 2012/13 we had 19 parents of juniors, or of players who came through juniors, played for us. That was down on the 23 parents who played in 2011/12.

Our 38 first-time players this season was up on the 32 debutants in 2011/12. It's also up on the 31 first-timers in 2010/11, but still down on the 53 new players in 2009/10 and 41 in 2008/09.

The VTCA points system

Moonee Valley supported the introduction of the player points system for First Elevens in the VTCA when it was introduced for the 2009/10 season.

We saw it as a transparent way of addressing the reality that clubs were secretly playing players in defiance of the rule which only allowed two paid players.

Under the points system, clubs could pay all their players and pay as much as they could afford, But the reality was that a player's rank and points allocation dictated who could take the field each round. Clubs might be able to buy any number of high-priced, high-ranked players, but couldn't stack their team and play them all together.

*Continued, Page 36

Most Ducks for Moonee Valley

47	Joe Ansaldo	25	Greg Meyers	20	Dino Sapuppo	18	Richard Cooney
34	Sandro Capocchi	24	Bob Sciacchitano	19	Frank Caruso	18	James Thomeycroft
32	Gary Irons	23	Shaun Rayment	19	Jim McKenzie	18	Jesse Nankivell-Sandor
31	Michael Cumbo	23	Allan Cumming	19	Jeff Nicol	17	Paul Comino
30	Danny Terzini	22	Geoff McKeown	19	Joe Bonfa	17	Evan Blythe
27	Tim Fisher	22	Dean Jukic	19	Matt Thomas	16	Matt Gauci
27	Peter Boulouxis	21	Shane Comino	19	Darren Nagle	16	Beau Velona
27	Ian Sutherland	21	Peter Fenaughty	18	Daryl Elliot	15	Andrew Payton
26	Peter Gardiner	20	Ian Denny	18	Mark Wakeling	15	Joe Hoseman
26	John Talone	20	Peter Smith	18	Jim Polonidis	15	Tony Coco
25	Mick Intagliata	20	Kevin Gardiner	18	Phill King	15	William Lai
						15	Wayne Nicol

Most Ducks in a Season

James Thomeycroft	8	2009-10	Michael Cumbo	4	2002-03	Jaycob McKay	4	2011-12
Victoria Thomeycroft	8	2009-10	Michael Cumbo	4	2011-12	Bob Sciacchitano	4	2011-12
Richard Cooney	7	2007-08	Michael Cumbo	4	2012-13	Jake de Niese	4	2010-11
Kevin Gardiner	6	1982-83	Sam Lawson	4	2007-08	Dino Sapuppo	4	2004-05
Matt McAuliffe	6	2001-02	Sam Lawson	4	2008-09	Dino Sapuppo	4	2006-07
Paul Hedjes	6	2005-06	Lina Muratore	4	2007-08	Channa DeSilva	4	2010-11
Shaun Rayment	6	2005-06	William Lai	4	2002-03	Sandro Capocchi	4	2007-08
Maddie Stafford	6	2007-08	Justin Willee	4	2002-03	Vicki Moore	4	2010-11
Tanya McDonald	6	2009-10	Pat Malcolm	4	2003-04	Steve Allan	4	2002-03
Vicki Moore	6	2009-10	Joe Ansaldo	4	2004-05	Jen Bishop	4	2008-09
Shane Comino	6	2006-07	Joe Ansaldo	4	2009-10	Greg Meyers	4	1983-84
James Thomeycroft	6	2012-13	Domenic Chiera	4	2004-05	Greg Meyers	4	1994-95
Shane Comino	5	2007-08	David Graetz	4	2004-05	Daniel Comande	4	2012-13
Ricky Bell	5	2001-02	Seamus Fenaughty	4	2004-05	Doug Cumming	4	2012-13
Allan Cumming	5	2002-03	Peter Fenaughty	4	2010-11			
Allan Cumming	5	2005-06	Umar Farooq	4	2012-13			
Shaun Rayment	5	2010-11	Tim Ryan	4	2012-13			
Rex Bennett	5	2003-04	Greg Nicol	4	2007-08			
Dale Hadfield	5	2004-05	Greg Nicol	4	2009-10			
David Graetz	5	2005-06	Andrew G. Walker	4	2004-05			
Joel Costigan	5	2006-07	Graeme Walker	4	2007-08			
Andrew Payton	5	2007-08	Stewart Blandford	4	2006-07			
Peter Legato	5	2012-13	Paul Hobbs	4	2008-09			
Vicki Moore	5	2008-09	Bernadette Hobbs	4	2007-08			
Jackson Clarke	5	2011-12	Dean Jukic	4	2006-07			
James Webster	5	2011-12	Peter Smith	4	2006-07			
Adele Walker	5	2008-09	Lisa Spagna	4	2007-08			
Clare Ardern	5	2009-10	George Loh	4	2009-10			
Evan Blythe	5	2009-10	Belinda Tankard	4	2007-08			
Liam McIntosh	5	2009-10	Beau Velona	4	2009-10			
Jesse N'vell-S'dor	5	2009-10	Victoria Thomeycroft	4	2007-08			
Patrick Russell	5	2009-10	Benn Martiniello	4	2008-09			
Diane Ward	5	2009-10	Sally Wilson	4	2007-08			
Phill King	5	2003-04	Sally Wilson	4	2009-10			
David Hutchison	5	2009-10	Shaun Rayment	4	2008-09			
Daniel Ayers	5	2002-03	Carolyn Tan	4	2008-09			
Daniel Ayers	4	2004-05	Matt Thomas	4	2008-09			
David Hutchison	4	2011-12	John Brelis	4	2009-10			
Phill King	4	2009-10	Ros Brelis	4	2008-09			
Brad King	4	1983-84	Daniel Phillips	4	2002-03			
Mark Bergamo	4	2012-13	Tien Polonidis	4	2009-10			
Luke Gooley	4	1996-97	Nick Taylor	4	2012-13			
Shane Phillips	4	1999-00	Nick Taylor	4	2009-10			
Tim Fisher	4	2001-02	Patrick Taylor	4	2009-10			
Tim Fisher	4	2002-03	Jessica Taylor	4	2011-12			
Tim Fisher	4	2003-04	Jenny O'Brien	4	2007-08			
Tim Fisher	4	2006-07	Jenny O'Brien	4	2008-09			

A Pair of Spectacles

Steve Marshall	Third Eleven	vs Airport West	1987-88	(Same Day)
Gavin Barling	Fifth Eleven	vs Strathmore	1991-92	
Jeff Nicol	Fifth Eleven	vs Westmeadows	1991-92	
Warwick Nolan	First Eleven	vs Tullamarine	1993-94	
Joe Bonfa	Fourth Eleven	vs Aberfeldie Park	1993-94	
Harry Charalambous	Fourth Eleven	vs Glenroy	1995-96	(Same Day)
Shane Frenette	Fourth Eleven	vs Coburg Amateurs	2000-01	
Patrick Malcolm	Third Eleven	vs Pascoe Vale United	2001-02	
Mark Schuliga	Third Eleven	vs Pascoe Vale United	2001-02	
James Clarke	Fourth Eleven	vs Maribymong Park	2001-02	
Matt McAuliffe	Fourth Eleven	vs Coburg Amateurs	2001-02	(Round 5)
Matt McAuliffe	Fourth Eleven	vs Maribymong Park	2001-02	(Round 6)
Steve Allan	First Eleven	vs Aberfeldie	2002-03	
Daniel Phillips	Second Eleven	vs Aberfeldie	2002-03	
Peter Smith	Third Eleven	vs Aberfeldie St. Johns	2002-03	
Chris Sinclair	Third Eleven	vs Maribymong Park	2002-03	
Mark Nicol	Third Eleven	vs Maribymong Park	2002-03	
Daniel Ayers	Third Eleven	vs Maribymong Park	2002-03	
Daniel Ayers	Fourth Eleven	vs Flemington Colts	2002-03	(Same Day)
Michael Cumbo	Fourth Eleven	vs Maribymong Park	2002-03	
Paul Nicol	Second Eleven	vs Craigieburn	2004-05	(Same Day)
Dale Hadfield	Second Eleven	vs Tullamarine	2004-05	(Same Day)
Joe Ansaldo	Fourth Eleven	vs Sunshine Heights	2004-05	
Daniel Ayers	Fourth Eleven	vs Sunshine Heights	2004-05	
Tony Marasco	First Eleven	vs Greenvale	2005-06	
Allan Cumming	Fourth Eleven	vs Moonee Valley (5th's)	2005-06	
Joel Costigan	Fifth Eleven	vs Aberfeldie St. Johns	2005-06	
Alexei Borrell	Third Eleven	vs Glenroy	2006-07	
Geoff McKeown	First Eleven	vs Craigieburn	2007-08	
Matt Thomas	First Eleven	vs Craigieburn	2008-09	
James Thorneycroft	Sixths Eleven	vs St Francis	2009-10	(Same Day)
Dean Jukic	Second Eleven	vs Werribee Centrals	2009-10	
Evan Blythe	Second Eleven	vs Werribee Centrals	2009-10	
Jackson Clarke	Sixth Eleven	vs Donnybrook	2011-12	
Peter Legato	Sixth Eleven	vs Pascoe Vale Central	2012-13	
Tim Ryan	Sixth Eleven	vs Donnybrook	2012-13	(Same Day)
Doug Cumming	Sixth Eleven	vs Oak Park	2012-13	
Michael Ozbun	Sixth Eleven	vs Oak Park	2012-13	(Same Day)

Season Review 2012/13

(continued from Page 34)

With the sliding scale points reduction each season, clubs like Moonee Valley could benefit from player loyalty and the development of juniors. The points cap in the first season was 58.

It was dropped to 49 in 2010/11, 44 in 2011/12, and 44 for 2012/13.

Moonee Valley has been concerned about aspects of the points cap and voiced them to the VTCA. Our submission has been that the cap needed to be high enough to enable clubs to selectively recruit players from Premier or overseas ranks, but not so high that it could become open slather.

Unfortunately, our predictions have come true. Firstly, when the points cap is too low, we predicted the richer clubs in the higher grades would not be able to fit in new Premier and overseas cricketers, and would instead poach players from VTCA clubs in lower grades.

That's happened to us. In the past couple of seasons we've lost players on zero, 1 and 2 points who've been enticed to other clubs seeking low-points players, and had to replace them with players on 4, 5 and 6 points – putting pressure on our cap.

A prime example of the resulting cap ceiling pressure is Muhammad Maaz – he had an a magnificent season in the seconds, taking plenty of wickets. He played several games in the Firsts, but on occasions when we justified promotion he missed out, because we couldn't fit in his points. That's disappointing for a player who has done the hard work.

*Continued Page 38

Batting Records

Most Boundaries in a Innings

Peter Brear	38	29 + 9	(218)	Third Eleven	vs Westmeadows	1994-95
Matt Gauci	35	24 + 11	(211*)	Fourth Eleven	vs Coolaroo	2006-07
Dean Lawson	31	24 + 7	(157)	Sixth Eleven	vs Buckley Park	2008-09
Allan Harry	29	23 + 6	(155*)	Sixth Eleven	vs Buckley Park	2008-09
Craig McBean	28	21 + 7	(161)	Third Eleven	vs Buckley Park	1987-88
Ian Denny	28	21 + 7	(146)	First Eleven	vs Haig Amateurs	2000-01
Ian Denny	27	17 + 10	(154)	First Eleven	vs Kealba Green Gully	1987-88
Grant Moore	27	19 + 8	(138)	Third Eleven	vs Royal Park Reds	2000-01
Mark Gauci	27	22 + 5	(155)	Second Eleven	vs East Coburg	2001-02
Arosha Perera	27	26 + 1	(150)	First Eleven	vs Werribee Centrals	2007-08
Arosha Perera	27	24 + 3	(157*)	First Eleven	vs Craigieburn	2008-09
Lou Raffaele	26	19 + 7	(169)	Second Eleven	vs Avondale Heights	2009-10
Charlie Gila	26	22 + 4	(138)	Third Eleven	vs Craigieburn	1991-92
Ian Denny	26	21 + 5	(153*)	Fourth Eleven	vs Aberfeldie	2011-12
David Roach	26	17 + 9	(164)	First Eleven	vs Avondale Heights	2009-10
Sandro Capocchi	25	17 + 8	(136)	Third Eleven	vs Barkly St.	2003-04
Ian Denny	25	21 + 4	(155*)	Sixth Eleven	vs Airport West-St Chr	2007-08
Ian Denny	24	14 + 9	(144)	Fifth Eleven	vs St Marys	2007-08
Michael Harvey	24	24 + 0	(171)	First Eleven	vs Campbellfield	1992-93
Shane Williams	24	15 + 9	(142)	Third Eleven	vs Tullamarine	1992-93
Warwick Nolan	24	21 + 3	(154)	First Eleven	vs Campbellfield	1996-97
H. Webb-Johnson	24	23 + 1	(151*)	Second Eleven	vs East Keilor	2012-13
Lou Raffaele	23	6 + 17	(170)	Fifth Eleven	vs Barkly St United	2009-10
Lou Raffaele	23	15 + 8	(124)	Sixth Eleven	vs Coolaroo	2010-11
Mark Gauci	23	20 + 3	(139)	Third Eleven	vs Haig Amateurs	2000-01
Matt Thomas	23	17 + 6	(126)	Second Eleven	vs Tullamarine	2006-07
Ian Denny	22	12 + 10	(139)	First Eleven	vs Buckley Park	1990-91
Glen Courts	22	21 + 1	(177)	First Eleven	vs Coburg Amateurs	1999-00
Shane Golds	22	21 + 1	(160)	Fourth Eleven	vs Haig Amateurs	2002-03
Matt Thomas	22	20 + 2	(131*)	Seventh Eleven	vs Pascoe Vale	2006-07
Dean Lawson	22	17 + 5	(124)	Sixth Eleven	vs Sydenham Hillside	2008-09
Ian Denny	21	13 + 8	(125)	First Eleven	vs Pascoe Vale	1987-88
David Jolley	21	19 + 2	(148)	First Eleven	vs Coburg Amateurs	1999-00
Glen Courts	21	19 + 2	(104)	First Eleven	vs Batman St. Marks	1999-00
Ian Denny	21	13 + 8	(121)	First Eleven	vs Glenroy	2000-01
Glen Courts	21	12 + 9	(115)	First Eleven	vs West Coburg	2000-01
Glen Courts	21	15 + 6	(109)	First Eleven	vs Pascoe Vale	2000-01
Mark Schuliga	21	15 + 6	(109)	Fourth Eleven	vs West Coburg	2000-01
David Jolley	21	20 + 1	(106)	First Eleven	vs Batman St. Marks	2001-02
Geoff McKeown	21	11 + 10	(130)	Fourth Eleven	vs Aberfeldie St.Johns	2001-02
Ian Denny	21	14 + 7	(136*)	Fourth Eleven	vs Royal Park Reds	2005-06
Ben Thomas	21	18 + 3	(110*)	Seventh Eleven	vs Haig Amateurs	2005-06
Ian Denny	21	14 + 7	(114)	Seventh Eleven	vs Sunshine YCW	2007-08

* = not out

Most Sixes in a Innings

Lou Raffaele	17	(170)	Fifth Eleven	vs Barkly St United	2009-10
Shane Williams	13	(120)	Third Eleven	vs Airport West	1997-98
Sean O'Kane	12	(101*)	Eighth Eleven	vs Avondale Heights	2012-13
Matt Gauci	11	(211*)	Fourth Eleven	vs Coolaroo	2006-07
Paresh Rathod	11	(95)	Eighth Eleven	vs St. Mary's	2006-07
Sean O'Kane	11	(111)	First Eleven	vs Flemington	2008-09
Ian Denny	10	(154)	First Eleven	vs Kealba Green Gully	1987-88
Ian Denny	10	(108)	First Eleven	vs Kealba Green Gully	1990-91
Ian Denny	10	(139)	First Eleven	vs Buckley Park	1990-91
Geoff McKeown	10	(130)	Fourth Eleven	vs Aberfeldie St. Johns	2001-02
Vikash Chand	10	(100*)	Eighth Eleven	vs Rockbank	2006-07
Peter Rogan	9	(100)	Third Eleven	vs Pascoe Vale	1991-92
Shane Williams	9	(142)	Third Eleven	vs Tullamarine	1992-93
Peter Brear	9	(218)	Third Eleven	vs Westmeadows	1994-95
Ian Denny	9	(102)	First Eleven	vs Kealba Green Gully	1995-96
Ian Denny	9	(121)	First Eleven	vs Oak Park	1997-98
Glen Courts	9	(115)	First Eleven	vs Glenroy	2000-01
Ian Denny	9	(144)	Fifth Eleven	vs St Marys	2007-08
David Roach	9	(164)	First Eleven	vs Avondale Heights	2009-10
Amit Chaudhary	9	(98*)	Ninth Eleven	vs Aberfeldie Park	2010-11
Ian Denny	8	(125)	First Eleven	vs Pascoe Vale	1987-88
Robert Semmens	8	(113)	Third Eleven	vs Craigieburn	1987-88
Craig McBean	8	(161)	Third Eleven	vs Buckley Park	1987-88
Danny Terzini	8	(120)	Third Eleven	vs Tullamarine	1997-98
Ian Denny	8	(121)	First Eleven	vs Glenroy	2000-01
Grant Moore	8	(138)	Third Eleven	vs Royal Park Reds	2000-01
Sandro Capocchi	8	(136)	Third Eleven	vs Barkly St.	2003-04
Jesse Felle	8	(71)	Sixth Eleven	vs Strathmore Heights	2006-07
Amit Chaudhary	8	(113*)	Eighth Eleven	vs St Albans	2010-11
Mark Gauci	8	(101*)	Ninth Eleven	vs Brunswick	2010-11
Lou Raffaele	8	(124)	Sixth Eleven	vs Coolaroo	2010-11
Trent Milne	8	(100*)	Eighth Eleven	vs Royal Park Reds	2011-12

Season Review 2012/13

(continued from Page 36)

We continue to advocate for a realistic points cap.

Significant milestones

Darren "Spud" Nagle continues to set a new record every time he plays – he's now up to 320 games. Spud brought up his 6000th run during the season, and shows no signs of slowing down.

Another life member, Jim Polonidis spent the season back in the First Eleven, and brought up his 250th wicket for Moonee Valley. Jim is now ninth on our all-time wicket-takers list.

Jesse Felle reached the 200-wicket milestone in extra-fast time, helped by his 43-wicket season. But Jesse has played just 98 games, which underlies the value he brings with his bowling. His 196 overs for the season – the most of any player this year – also took Jesse past 1000 senior overs for Moonee Valley – 15th on our all-time list, and a remarkable achievement for a player still in his mid-20s.

*Continued, Page 40

Most Runs Off One Over by a Moonee Valley batsman

Jesse Felle	32	Fourth Eleven	vs Moonee Valley 5ths	2006-07
Robert Semmens	30	Third Eleven	vs Craigieburn	1987-88
Jesse Felle	28	Sixth Eleven	vs Strathmore Heights	2006-07
Matt Gauci	27	Fourth Eleven	vs Coolaroo	2006-07
Ian Denny	26	First Eleven	vs Donnybrook	1996-97
Matt Gauci	26	Fourth Eleven	vs Gladstone Park	1997-98
Adrian Giordano	26	Third Eleven	vs Ascot Vale	2005-06
Vikash Chand	25	Eighth Eleven	vs Rockbank	2006-07
Ian Denny	25	Seventh Eleven	vs Sunshine YCW	2007-08
Dean Lawson	25	Fourth Eleven	vs Greenvale	2011-12
Sean O'Kane	24	First Eleven	vs Avondale Heights	2009-10
Lou Raffaele	24	Fifth Eleven	vs Sunshine Heights	2011-12
Matt Gauci	24	Seventh Eleven	vs St Mary's	2005-06
Matt Gauci	23	Fourth Eleven	vs Coolaroo	2006-07
Sean O'Kane	23	Third Eleven	vs St Andrews	2008-09
Arosha Perera	22	First Eleven	vs Craigieburn	2008-09
David Roach	22	First Eleven	vs Avondale Heights	2009-10
Lou Raffaele	22	Sixth Eleven	vs Coolaroo	2010-11
Mark Madden	21	Eighth Eleven	vs Pascoe Vale	2006-07
Ian Denny	21	Ninth Eleven	vs St Andrews	2007-08
Jesse Felle	21	Fifth Eleven	vs East Coburg	2008-09
Dean Lawson	21	Fourth Eleven	vs Flemington Colts	2012-13
Mark Gauci	20 (twice)	Ninth Eleven	vs Brunswick	2010-11
Paresh Rathod	20	Second Eleven	vs Aberfeldie Park	2006-07
Lou Raffaele	20	Sixth Eleven	vs Coolaroo	2010-11
Geoff McKeown	20	First Eleven	vs Keilor Park	2010-11
Trent Milne	20	Eighth Eleven	vs Royal Park Reds	2011-12

40 **Bowling Records**

Most Wickets in a Season

49	Neil Henderson	1971-72
48	Colin Nethercliff	1971-72
44	Ian Denny	1989-90
44	Danny Fitzpatrick	1996-97
43	Jude Perera	1990-91
43	Ian Denny	1992-93
43	Jesse Felle	2012-13
42	Evan Blythe	2009-10
40	Gary Irons	1990-91
40	Darren Nagle	1994-95
40	Ian Denny	1995-96
40	Steve Allan	1999-00
40	Kane Harding	2008-09
39	Mark Schuliga	2004-05
39	John O'Brien	2008-09

Most Wickets in a Match

Brian Hallett	Third Eleven	vs Gladstone Park	12 wickets	1983-84
Colin Nethercliff	First Eleven	vs Broadmeadows	11 wickets	1971-72
Jim McKenzie	Second Eleven	vs Buckley Park	11 wickets	1993-94
Jesse Felle	Seventh Eleven	vs Pascoe Vale Central	11 wickets	2012-13
Peter Gardiner	First Eleven	vs St. Christophers	10 wickets	1978-79
Jim McKenzie	Fourth Eleven	vs Keilor Park	10 wickets	1984-85
Ian Denny	First Eleven	vs Kealba Green Gully	10 wickets	1992-93
Darren Nagle	First Eleven	vs Hadfield	10 wickets	1994-95
Steve Allan	First Eleven	vs West Coburg	10 wickets	1999-00

Season Review 2012/13

(continued from Page 38)

The tireless Dan Terzini and First Eleven captain Mark Gauci both brought up their 4000-run milestones during the season, while Dean Jukic clocked over 3000 runs while playing in the Fourth Eleven semi final.

Joe Ansaldo and Bede Gannon both brought up their 150th wickets.

Highs and lows

We had some highs and lows during the season, both with teams and individually. One of the lows was our first home game on turf for the season, after our wicket was out of action for three weeks while the outfield received attention. The wicket was under-prepared, and our Seconds were bundled out for the club all-time low of just six runs.

It could have dented the confidence of our players, but to their credit the Seconds fought back during the season and finished the year strongly.

In the last round of the season, the Sixths incurred the club all-time highest score against – with Taylors Lakes scoring 5/561 on their tiny school home ground – an oval that seemed only slightly larger than our old Under 12s ground at the Moonee Ponds Central School.

Our bowlers were powerless to stop Taylors Lakes – but we had the satisfaction of denying them an outright win by one wicket.

We had some highs with individual efforts.

***Continued, Page 41**

Hat Tricks

Colin Netherclift	First Eleven	vs Campbellfield	1975-76
Bill Nagel	First Eleven	vs Oak Park	1975-76
Robert Corollo	Second Eleven	vs Keilor Park	1980-81
Gary Johnson	Third Eleven	vs Tullamarine	1990-91
Ian Denny	First Eleven	vs Gladstone Park	1994-95
Brendon Knowles	Third Eleven	vs Westmeadows	1994-95
Jim Polonidis	Second Eleven	vs Oak Park	1995-96
Ian Denny	First Eleven	vs West Coburg	1998-99
Shane Golds	Fourth Eleven	vs Port Phillip Combine	1999-00
William Lai	Third Eleven	vs Aberfeldie St. Johns	2002-03
Michael Cumbo	Fifth Eleven	vs The Socials	2003-04
Tim Fisher	Fourth Eleven	vs Moonee Valley 5ths	2006-07
Andrew Payton	Sixth Eleven	vs Balmoral	2007-08
Beau Velona	Eighth Eleven	vs Ascot Vale	2008-09
Daniel Phillips	Second Eleven	vs Flemington	2008-09
Craig Pridham	First Eleven	vs Taylors Lakes	2009-10
Bede Gannon	Fifth Eleven	vs Sunshine Heights	2011-12
Bob Sciacchitano	Seventh Eleven	vs Barkly Street Uniting	2011-12
James Thorneycroft	Sixth Eleven	vs Burnside Springs	2011-12

Season Review 2012/13

(continued from Page 40)

Muhammad Maaz scored 15 wickets across successive games in the Seconds – 8/32 in Round 9 against Seddon, and 7/23 in Round 10 against East Keilor. Muhammad's 8/32 was the third-best return in any grade in the history of our club, and his 7/23 was the 22nd best return.

Jesse Felle took 11 wickets for the match in the Round 9 Sevenths clash with Pascoe Vale Central – the first 10-wicket haul since the 1999/2000 season.

Heath Webb-Johnson, back at Moonee Valley after a season away, had a weekend to forget with the bat on the February 9/10 weekend. He made a flawless 151no in the Seconds on the Saturday, faying the East Keilor attack to all parts of Ormond Park.

With the double-up rule allowed for the VTCA Sunday one-day grades, Heath fronted up again the next day in the Fifths – and made 51no before he retired.

That made more than 200 runs in the weekend without going out. Sadly, Heath was unable to add to his 151no the following Saturday as he was required to work in his new job and had to retire.

Twenty20

Moonee Valley again entered two teams in the North West Metro Cricket Association Twenty20 competition.

Our North team lost the first two games but finished with a rush, winning the last three to just miss out on finals action due to an unexpected result involving the top team.

Our West team found the going a little harder, but still returned some excellent performances.

The Twenty20 competition has proved to be a change from training for the 22 players selected each round, and give the guys a hit-out under match conditions. We take the games seriously.

***Continued, Page 43**

Bowling Records

Best Bowling

C. Nethercliff	9/22; 8/36; 6/23; 6/34; 6/51; 5/38; 5/56; 5/73	M. Intagliata	6/15; 6/28; 6/86
S. Wellard	8/16; 5/48	J. Polonidis	6/15; 6/69; 5/52
M. Maaz	8/32; 7/23	J. Perera	6/17; 6/20; 6/26; 6/67
I. Denny	8/34; 8/58; 7/27; 7/45; 7/47; 7/83; 7/88; 5/4; 5/46; 5/47; 5/51; 5/65; 5/65	P. McGuirk	6/18; 5/28; 5/44
T. Neville	8/36; 5/9; 5/15	G. Johnson	6/19
S. Phillips	8/44	S. Westlow	6/21
D. Elliott	8/45; 6/40; 6/43; 5/15; 5/15	S. Watt	6/25; 5/71
T. Michail	8/56; 5/13	P. Nicol	6/25
M. Elliott	8/85	A. Sherer	6/25
B. Sciacchitano	8/88; 5/42	S. Thornton	6/26; 5/50
R. Corollo	7/7; 6/7; 6/31; 6/41; 5/19; 5/21; 5/37; 5/41; 5/41; 5/45	A. Kalamaris	6/28
G. Irons	7/10; 7/41; 7/45; 7/84; 6/8; 6/29; 6/30; 5/29; 5/39; 5/42; 5/55	T. Michail	6/28; 5/46; 5/53
C. Pridham	7/11; 6/35; 5/9; 5/47	J. Wilson	6/28
S. Ball	7/13	I. Uddin	6/28; 6/81; 5/29
K. Gardiner	7/15; 5/12; 5/40; 5/70; 5/73	J. O'Brien	6/29; 6/53; 5/33
A. Chaudhary	7/19; 7/26; 5/31	J. Lopes	6/30; 5/26
M. Egan	7/20; 7/24; 5/65	I. Kolokithas	6/31; 5/5
B. Nagel	7/21; 7/38; 7/46; 5/18; 5/23; 5/30; 5/34; 5/35; 5/40; 5/48; 5/68; 5/72	K. Harding	6/32; 5/29; 5/36; 5/39
K. McManamny	7/22; 7/31; 5/33; 5/40; 5/46; 5/47; 5/47; 5/49	S. Golds	6/33
D. Phillips	7/25; 6/7; 6/36; 5/50	A. Walker	6/34; 5/66
D. Nagle	7/27; 7/34; 7/40; 5/16; 5/31	P. O'Kane	6/36; 6/42; 6/50; 5/20
E. Blythe	7/29; 6/61; 6/62; 6/75; 5/15; 5/27; 5/37	P. Comino	6/40
G. Smith	7/31; 6/30; 6/31; 6/39; 5/53	J. N'vell-Sandoz	6/49; 5/8; 5/31
G. Loh	7/32; 6/14	P. Cramer	6/51
D. Fitzpatrick	7/36	D. Bilsborow	6/56
T. Nagle	7/36; 7/52; 6/16; 6/31; 6/50; 5/14; 5/45	R. Doyle	6/58
Raj Sharma	7/41	D. Bailey	6/67; 5/43
S. Marshall	7/42	K. Munday	6/67
P. Taylor	7/43; 5/43; 5/57	R. Storey	5/6; 5/6; 5/18; 5/18
F. Caruso	7/44	G. Perussich	5/6
B. Cormack	7/44	S. O'Brien	5/7
C. Davidson	7/45; 5/14	S. O'Kane	5/8
B. Hallett	7/46; 5/14; 5/38; 5/52	W. Nicol	5/11
N. Walker	7/49; 5/61	P. Bevis	5/14
S. Gray	7/50	E. Nott	5/14
D. McLaggan	7/54; 5/9	P. Williamson	5/14
S. Allan	7/55; 6/29; 6/30	J. Brellis	5/15
N. Henderson	7/56; 6/10; 6/74; 5/19; 5/26; 5/36	S. Ward	5/15; 5/31
J. Felle	7/58; 6/36; 6/38; 6/48; 5/14; 5/17; 5/26; 5/33; 5/48; 5/87	R. Aiyappan	5/17; 5/26; 5/28
P. Gardiner	7/60; 6/16; 6/27; 6/55; 5/32; 5/32; 5/46; 5/61; 5/62	R. Bennett	5/18
P. Felmingham	7/69	C. Stafford	5/20
R. Naidu	7/69	J. Bentivoglio	5/20
M. Schuliga	7/70; 6/8; 6/75; 5/21	J. Van Loon	5/22; 5/42
R. Taylor	7/70	T. Gleeson	5/23; 5/57
J. McKenzie	7/83; 6/26; 6/30; 6/34; 5/13; 5/22; 5/24	G. Thompson	5/23
P. Carmen	6/7; 5/21; 5/31	D. Rinaldi	5/23
Mk. Gauci	6/8; 6/39	M. Walker	5/24; 5/40; 5/43
J. Noonan	6/8	T. Ha	5/24
R. Bell	6/11	L. Malone	5/26
J. Bonfa	6/11; 5/8; 5/14	N. McLachlan	5/27
P. Smith	6/11; 6/46; 5/10; 5/50; 5/51; 5/77	L. Buddhadasa	5/27
D. Jukic	6/13; 5/4; 5/4	M. Cini	5/28; 5/36
		P. Ornsby	5/29; 5/32
		C. Baker	5/29
		J. Ansaldo	5/30
		Rh Sharma	5/30
		L. Mayne	5/31
		B. Velona	5/32
		R. McLeod	5/35
		N. Ahmed	5/35; 5/67; 5/75

Best Bowling

P. Rathod	5/38	L. McIntosh	5/51
F. Reitano	5/39	C. O'Haire	5/51
A. Syme	5/40	J. Thorneycroft	5/52
G. Campbell	5/43	P. Malcolm	5/54
M. Harvey	5/45	I. Potter	5/55; 5/57
G. Cornwill	5/46	R. Harvey	5/55
N. Wright	5/46; 5/57	J. Reitano	5/62
B. Fletcher	5/47	D. Caligiuri	5/65
Dn Ryan	5/48	M. O'Haire	5/67
T. King	5/49	J. Potter	5/69
B. Gannon	5/49; 5/60	A. Grutteria	5/98

Includes full week by week back to 05/06

Includes "best bowling" figures each season for earlier seasons.

Includes expanded best bowling from early seasons.

Season Review 2012/13

(continued from Page 41)

Club app

Our thanks go to club stalwart Norm Wright from the Fourths and his brother Brendan for their work developing our Moonee Valley club app for smartphones.

This service – provided free for our members and supporters – enables us to check a whole range of data and activities involving Moonee Valley.

We can get GPS directions to any of the grounds where our teams play – from the Under 10s right up to the Firsts – and fixtures, club messages and a whole host of data. Brendan's company CommunityToGo has been in discussion with Cricket Victoria and Cricket Australia about the app, and has used Moonee Valley Cricket Club as an example of how well it works.

Winter cricket

As our summer season came to an end, plans were under way to enter an inaugural Moonee Valley team in the winter cricket competition.

The Mid Year Cricket Association has been running in Victoria for three years, although it's been a fixture in Sydney since 1995.

Outdoor winter cricket isn't as silly as it seems, as the MYCA had studied weather records going back 130 years. It found that October is Melbourne's wettest month, and that it's least likely to rain between 11am and 4pm. With the games played from midday to 4.45, they're outside the rain window on most occasions.

Thanks to Seconds captain Stephen Ward for his enthusiastic push for winter cricket at Moonee Valley, and congratulations on him being appointed captain of our inaugural team as a result.

We were allocated the Fairbairn Park No. 8 oval in Ascot Vale as our home ground – the same home ground we used for our Tenth's several seasons ago.

The one-day games are 35 overs per innings, with a maximum seven overs per bowler and batsmen retiring at 50 – although they can come back in when all other wickets are down.

These are similar playing conditions to our one-day games during the summer season, and as a result the Club committee, in accordance with our bylaws, made a determination that winter comp statistics would be included in our all-time playing record.

Our juniors

The Moonee Valley junior program continues to produce ready-made cricketers for our senior teams. Eighteen juniors played one or more senior games this season.

***Continued, Page 83**

Highest Ever MVCC Score

439 vs Haig Amateurs

MMVCA A Turf
2000-01

G. Courts	46
D. Nagle	13
M. Harvey	92
T. Gleeson	0
S. Capocchi	50
Mt. Gauci	5
D. Jolley	19
I. Denny	146
S. Allan	42
D. Campbell	7 no
M. Elliott	0
Sundries	19
TOTAL	439

Lowest Ever MVCC Score

30 vs Flemington

VTCA North B1
2002-03

T. Gleeson	4
G. McKeown	3
D. Jolley	0
M. Harvey	6
Mt. Gauci	0
D. Jukic	0
M. Cini	7
D. Nagle	1
I. Denny	7
P. Nicol	0
R. Bennett	0 no
Sundries	2
TOTAL	30

Best MVCC Chase

319 vs Buckley Park

NWCA Luscombe Shield
1997-98**** CLUB RECORD ****

M. Harvey	111
C. Brown	37
W. Nolan	48
I. Denny	15
G. Peters	46
M. Wakeling	33
D. Nagle	14 no
S. Capocchi	0 no
P. Nicol	
S. McLeod	
J. Polonidis	
Sundries	18
6 for	322

Most Sixes in Team's Innings

20 vs West Coburg

MMVCA A Turf
2000-01

9	Glen Courts
6	Matt Gauci
2	David Jolley
2	Michael Harvey
1	Adam Chapple

Team Records

First XI Bowling 45

Lowest Ever Opposition Score

34 vs West Essendon

EBKCA C Grade
1974-75

	O	M	W	R
R. Storey				
R. McLeod				
J. Lopes	2	0	1	0
B. O'Reilly				
C. Nethercliff	11	2	4	20
K. McLeod	4	1	1	6
R. Reddish	6	3	3	6
P. Hawkless				
J. Bentivoglio				
P. McGuirk				
J. Hoseman				
Sundries				2
TOTAL				34

Highest Ever Opposition Score

398 vs Airport West

EBKCA Luscombe Shield
1983-84

W. Nolan				
I. Broadbent				
M. Harvey				
B. Nagel	18	3	1	59
G. Peters				
I. Denny	28	4	4	90
G. Meyers				
G. Dudderidge				
K. McManamny	17	4	2	70
M. Egan	15	2	0	58
G. Irons	15	1	2	75
Sundries				46
TOTAL				398

Best MVCC Defence

112 vs Sunshine YCW

VTCA North B1
2004-05

D. Nagle				
T. Gleeson				
Mk. Gauci				
D. Phillips				
G. Courts				
T. Marasco				
M. Collins				
D. Jukic				
G. Smith	16	7	6	30
K. Munday				
N. Bains	15	3	4	29
Sundries				3
TOTAL				62

Highest Ever MVCC Score

453 vs Tullamarine

VTCA North B2
2006-07

S. Capocchi	82
J. Polonidis	82
D. Phillips	29
M. Thomas	126
I. Denny	67
D. Jukic	0
J. Maginness	17 no
M. Cini	18 no
P. Rathod	
D. Terzini	
I. Kolokithas	
Sundries	27
<u>6 for 453</u>	

Lowest Ever MVCC Score

6 vs Taylors Lakes

VTCA North A2
2012-13**** CLUB RECORD ****

C. Bibby	0
D. Comande	0
H. Webb-Johnson	1
G. Pearson	2
B. Velona	0
R. Salar-Uddin	0
S. Ward	1
T. King	0
P. Bannister	1
M. Cini	1
B. Gannon	0 no
Sundries	0
<u>TOTAL 6</u>	

Best MVCC Chase

291 vs Tullamarine

VTCA North B2
2006-07

S. Capocchi	82
J. Polonidis	82
D. Phillips	29
M. Thomas	126
I. Denny	67
D. Jukic	0
J. Maginness	17 no
M. Cini	18 no
P. Rathod	
D. Terzini	
I. Kolokithas	
Sundries	27
<u>6 for 453</u>	

Most Sixes in Team's Innings

11 vs East Coburg

MMVCA B Turf
2001-02

5	Mark Gauci
5	Damien Bilsborow
1	Dean Jukic

Lowest Ever Opposition Score

37 vs Westmeadows

VTCA North B2
2004-05

	O	M	W	R
T. Gleeson				
Mt. Gauci	7	2	3	11
J. Polonidis				
P. Nicol				
H. Jones	4	2	1	5
M. Cini	10	7	2	3
D. Terzini				
K. Munday				
M. Walker	6	1	2	12
P. Smith	0.2	0	1	0
T. Fisher				
Sundries				6
TOTAL				37

Highest Ever Opposition Score

445 vs Moomba Park

NWCA Stringer Shield
1996-97

B. Sciacchitano	13	0	2	57
I. Sutherland				
J. Bonfa	20	3	2	72
S. Marshall				
M. Wakeling				
P. Boulouxis	26	5	2	66
F. Phillips				
D. Elliott	24	3	2	71
S. McLeod	5	1	2	14
G. Irons	25	3	0	86
J. McKenzie	26	5	0	60
Sundries				19
TOTAL				445

Best MVCC Defence

58 vs Strathmore

EBKCA E Grade
1975-76

**** CLUB RECORD ****

A. Sutherland				
P. Gardiner	10	6	2	7
P. McGuirk	8	3	4	21
T. Coco	4	2	3	5
B. O'Reilly				
R. Cornwill				
B. Moore				
K. Gardiner				
P. Wood				
I. Sutherland				
G. Barnes				
Sundries				5
TOTAL				38

Highest Ever MVCC Score

427 vs Haig Amateurs

MMVCA B Mats
2000-01

J. Talone	43
G. Moore	0
Mk. Gauci	139
E. Caccamo	0
D. Terzini	48
R. Taylor	29
M. Cini	5
D. Phillips	66 no
K. Munday	45
B. Sciacchitano	22 no
J. McKenzie	
Sundries	30
<u>8 for 427</u>	

Lowest Ever MVCC Score

36 vs Sunshine Heights

VTCA North D2 Sunday grade
2011-12
Semi Final

L. Raffaele	3
D. Hutchison	0
L. Marinelli	2
D. Jukic	3
D. Phillips	14
J. O'Brien	2
M. Cini	0
V. Mehta	1
D. Sapuppo	5
G. Loh	4
P. Golding	1 no
Sundries	1
<u>TOTAL 36</u>	

Best MVCC Chase

283 vs St. Marys

MMVCA A Mats
2001-02

J. Talone	2
D. Phillips	24
G. Moore	12
D. Terzini	102
J. Willee	37 no
J. Howard	100 no
R. Bell	
M. Schuliga	
T. Taylor	
S. Frenette	
P. Smith	
Sundries	20
<u>4 for 297</u>	

Most Sixes in Team's Innings

15 vs Pascoe Vale

EBKCA C Grade
1991-92

9	Peter Rogan
2	Steve Battison
2	Peter Morrison
2	Shane Williams

Lowest Ever Opposition Score

30 vs Moonee Valley Fifths
 VTCA North D2 Sunday Grade
 2011-12

	O	M	W	R
Mk Gauci				
D. Hutchison				
M. Cumbo				
J. O'Brien				
G. Loh	8	1	6	14
P. Taylor				
M. Klomp				
D. Sapuppo				
S. Thornton	8	1	2	16
P. Golding				
L. Raffaele				
Sundries				0
TOTAL				30

Highest Ever Opposition Score

383 vs Aberfeldie St. Johns
 MMVCA A Mats
 2001-02

J. Talone				
G. Moore	15	4	1	40
D. Bilsborow				
J. Howard	1	0	0	17
D. Terzini	8	0	1	43
J. Willee				
T. Taylor	15	0	1	78
S. Frenette	4	0	2	14
L. Luhm	13	0	3	87
P. Smith	15	1	1	61
W. Lai	2	0	1	34
Sundries				9
TOTAL				383

Best MVCC Defence

123 vs East Keilor
 EBKCA E Grade
 1981-82

J. Jinadasa				
R. Doyle	8	2	0	16
J. Sabato				
K. Gardiner	14	7	5	9
M. Intagliata	18	8	1	19
F. Lombardo				
F. Caruso	23	14	4	26
A. Mayne				
P. Ornsby				
M. Bevis				
D. Staggard				
Sundries				19
TOTAL				89

Highest Ever MVCC Score

387 vs Campbellfield

EBKCA F Grade
1994-95

R. Storey	35
E. Nott	144
D. Terzini	51
S. Storey	88
P. Gardiner	40
R. Lallicaffini	0
D. McLaggan	2 no
J. Nicol	7 no
H. Charalambous	
C. Doherty	
W. Knill	
Sundries	30
	<u>6 for 387</u>

Lowest Ever MVCC Score

34 vs West Coburg

MMVCA B Mats
2004-05

M. Cumbo	3
J. Clarke	4
A. Walker	0
A. Tennenini	7
J. Talone	0
J. Felle	6
N. Walker	4
A. Cumming	0
K. Gardiner	0
C. Rule	4
D. Ayers	0 no
Sundries	6
	<u>TOTAL 34</u>

Best MVCC Chase

295 vs West Coburg

MMVCA C Mats
2000-01

G. McKeown	67
S. Golds	22
M. Cumbo	0
C. Wright	8
M. Schuliga	117
S. Westlow	4
R. Bell	18
C. Jobson	16
C. Rule	6
J. Ansaldo	4 no
J. Reitano	
Sundries	34
	<u>9 for 296</u>

Most Sixes in Team's Innings14 vs Coolaroo
MMVCA C Mats
2006-07

11	Matt Gauci
2	Jesse Felle
1	Shane Williams

Lowest Ever Opposition Score

29 vs Craigieburn
 NWMCA Musgrove Shield (7th grade)
 2011-12

**** CLUB RECORD ****

	O	M	W	R
D. Lawson				
G. Perussich				
B. Curran				
P. Hobbs				
S. Ball				
P. Wright	4	2	2	5
D. Nagle				
J. Talone				
S. Herbert	5	2	2	5
K. Gardiner	3	1	2	2
L. Curran	3.3	0	2	17
Sundries				0
TOTAL				29

Highest Ever Opposition Score

402 vs St. Mary's
 MMVCA C Mats
 2006-07

W. Lai	1	0	0	14
O. Benson	10	1	2	40
A. Purificato	9	0	2	55
F. Tran	12	3	0	38
S. Blandford				
T. Fisher	21	4	2	68
J. Nicol	1	0	0	22
J. Ansaldo	3	0	0	35
J. Costigan	10	0	0	69
S. Rayment	3	0	0	30
No 11th Player				
Sundries				31
7 for 402				

Best MVCC Defence

112 vs Pascoe Vale
 EBKCA E Grade
 1993-94

D. Caton				
D. Purcell				
J. Talone				
W. Knill				
S. Phillips				
P. Gardiner	20	7	4	43
J. Polonidis	11	0	2	42
R. Storey	9	1	4	23
D. Terzini				
S. Storey				
A. Mayne				
Sundries				3
TOTAL				111

Highest Ever MVCC Score

325 vs Barkly Street Uniting

MMVCA B Mats
2009-10

L. Raffaele	170
J. Maginness	2
P. Felmingham	40
B. Thomas	22
D. Terzini	42
B. Gannon	7
M. Cini	16
D. Sapuppo	3 no
S. Coventry-Poole	2 no
P. King	
P. Taylor	
Sundries	21
	<u>7 for 325</u>

Lowest Ever MVCC Score

29 vs Pascoe Vale United

MMVCA One Day Grade Div. 1
2003-04

S. Dunn	0
D. Cosgriff	0
P. King	3
J. McKenzie	4
M. Madigan	0
P. Fenaughty	5
S. Ball	4
N. Walker	0
A. Thomas	5
G. Walker	2 no
D. Graetz	0
Sundries	6
	<u>TOTAL 29</u>

Best MVCC Chase

253 vs East Coburg

MMVCA C Mats
2007-08

P. King	6
F. Reitano	28
S. Payton	1
S. Coventry-Poole	22
S. Capocchi	144
J. Talone	9
L. Buddhadasa	8
M. Bannister	6
J. de Niese	7 no
B. Coote	8 no
K. Gardiner	
Sundries	19
	<u>8 for 254</u>

Most Sixes in Team's Innings22 vs Barkly Street Uniting
MMVCA B Mats
2009-10

17	Lou Raffaele
3	Pat Felmingham
1	Ben Thomas
1	Mark Cini

**** CLUB RECORD ****

Lowest Ever Opposition Score

48 vs St Marys

MMVCA C Turf
2010-11

	O	M	W	R
L. Buddhadasa	7	1	3	12
K. Parmar				
J. Thomeycroft	4	0	2	15
G. Loh	7	2	2	9
L. Raffaele				
S. O'Kane	2	0	1	4
K. Swaminathan	1	0	0	7
C. O'Haire				
M. Spagna				
D. Sapuppo				
D. Horne				
Sundries				1
TOTAL				48

Highest Ever Opposition Score

8/361cc vs East Coburg

MMVCA C Mats
2008-09

J. Felle	22	8	0	76
F. Reitano	16	4	2	68
S. O'Brien	9	1	1	45
S. Malone	1	0	0	8
Jm Clarke				
S. Payton				
J. de Niese	9	3	0	38
P. King				
L. Malone	12	1	3	52
R. O'Brien	8	1	1	57
C. Micallef				
Sundries				17
8 for 361cc				

Best MVCC Defence

96 vs RMIT

MMVCA C Mats
2005-06

K. Gardiner	4	1	0	11
J. Ferrier				
C. Stafford	10	5	4	14
J. O'Brien	1	0	0	4
L. Brown				
S. Fenaughty	5	1	3	14
N. Kritharidis	8.4	2	2	19
J. Rawlinson				
P. King				
J. Nankivell-Sandor	9	1	0	19
C. O'Haire				
Sundries				3
TOTAL				84

Highest Ever MVCC Score

3/475cc vs Buckley Park

NWCA Barron Shield (Fifth Grade)
2008-09**** CLUB RECORD ****

D. Lawson	157
S. Ball	77
Al Harry	155 no
P. Hobbs	13
M. Madden	48 no
T. Villani	
B. Curran	
F. Reitano	
N. Wright	
A. Sherer	
C. Micallef	
Sundries	25
<u>3 for 475</u>	

Lowest Ever MVCC Score

26 vs Oak Park

MMVCA One Day Grade Div. 2
2004-05

M. Cheligoy	1
P. King	2
L. Brown	3
S. Comino	0
S. Ball	1
S. Arnup	1 no
A. Payton	8
P. Fenaughty	1
S. O'Connell	2
M. Felle	0
P. Comino	2
Sundries	5
<u>TOTAL 26</u>	

Best MVCC Chase

177 vs Kealba-Green Gully

NWCA Barron Shield (E Grade)
2008-09

D. Lawson	72
S. Ball	29
M. Madden	16
P. Hobbs	0
B. Curran	0
T. Villani	13 no
J. Roberts	21
K. Gardiner	9
A. Sherer	12 no
N. Wright	
S. Radford	
Sundries	9
<u>7 for 181</u>	

Most Sixes in Team's Innings

17 vs Buckley Park

NWCA E Grade 2008-09

7	Dean Lawson
6	Alan Harry
2	Steven Ball
2	Mark Madden

Team Records

Sixth XI Bowling 55

Lowest Ever Opposition Score

39 vs Gladstone Park
 NWMCA Barron Shield (Eighth Grade)
 2011-12

	O	M	W	R
A. Cumming				
Jk Clarke				
P. Whebell				
T. King				
J. Thorneycroft	7	4	1	9
P. Taylor	3.4	3	3	0
S. Bonfa	3	0	1	8
J. Felle	7	2	0	21
N. Walker				
D. Terzini				
P. King				
Sundries				1
TOTAL				39

Highest Ever Opposition Score

561 vs Taylors Lakes
 NWMCA Musgrove Shield (Seventh Grade)
 2012-13

**** CLUB RECORD ****

A. Krollig	7	0	0	84
T. Ryan	15	0	1	100
B. Coghlan	24	1	3	164
J. N'vell-Sandor	12	1	1	50
A. Cumming	1	0	0	12
P. Legato	2	0	0	24
M. Ozbun	6	0	0	72
S. Rayment	1	0	0	18
S. Payton	2	0	0	30
P. Golding				
Sundries				7
5 for				561

Best MVCC Defence

141 vs Pascoe Vale Central
 NWCA Barron Shield (Fifth Grade)
 2008-09

S. Ball	5	0	3	21
D. Lawson				
Al Harry				
P. Hobbs				
M. Madden	7	2	2	20
J. Roberts	7	2	1	19
A. Sherer	7	1	1	34
M. Cumbo				
B. Curran				
J. Johnston	3	0	2	8
N. Wright	5	0	1	9
Sundries				1
TOTAL				112

Highest Ever MVCC Score

5/275 vs Maribyrnong Park

MMVCA One Day Division 2
2008-09

G. Loh	77
R. Fairclough	20
T. Aitken	14
D. Raveendrakumar	99 no
J. Little	9
B. Gannon	23
J. Ansaldo	2 no
B. Sciacchitano	
J. Nankivell-Sandor	
P. Fenaughty	
B. Velona	
Sundries	30
<u>5 for</u>	<u>275</u>

Lowest Ever MVCC Score37 vs Haig Fawkner
(17 overs)MMVCA One Day Grade Div 2
2010-11

P. Fenaughty	1
J. Brellis	5
J. de Niese	0
A. Payton	2
N. Brellis	2
P. Russell	5
K. Tankard	4
C. Ardern	5
S. Rayment	10 no
S. Payton	0 rh
Sundries	3
<u>TOTAL</u>	<u>37</u>

Best MVCC Chase

265 vs Maribyrnong Park

MMVCA One Day Division 2
2008-09

G. Loh	77
R. Fairclough	20
T. Aitken	14
D. Raveendrakumar	99 no
J. Little	9
B. Gannon	23
J. Ansaldo	2 no
B. Sciacchitano	
J. Nankivell-Sandor	
P. Fenaughty	
B. Velona	
Sundries	30
<u>5 for</u>	<u>275</u>

Most Sixes in Team's Innings

8 vs St Marys

MMVCA One Day Grade Div 2
2005-06

6	Matt Gauci
1	Paul Nicol
1	Geoff McKeown

Lowest Ever Opposition Score

56 vs Pascoe Vale Central
 NWMCA Eighth Grade Barron Shield
 2012-13

	O	M	W	R
A. Grutteria				
W. Drew				
D. Sapuppo				
J. Felle	11	4	5	17
J. Thorneycroft	9	2	2	38
D. Terzini				
S. Hood	3	2	3	1
J. Holt				
P. Whebell				
S. Tassos				
J. Brelis				
Sundries				0
TOTAL				<u>56</u>

Highest Ever Opposition Score

396 vs St Albans
 NWMCA Eighth Grade Barron Shield
 2012-13

J. Felle	14	2	1	72
P. Whebell	15	2	2	79
D. Sapuppo	9	0	1	69
D. Terzini				
S. Tassos				
P. Taylor	16	3	2	44
T. Aitken	9	1	1	46
M. Bergamo	6	0	0	59
P. King				
J. Brelis				
M. Cumbo	1	0	0	10
Sundries				17
7 for				<u>396</u>

Best MVCC Defence

114 vs St Albans
 MMVCA One Day Grade Div.2
 2009-10

L. Marinelli				
S. Sharma	8	0	5	30
P. Raghavendran				
S. Sreenivasan				
G. Nicol	5	0	2	36
K. Kenny-Jones	2	1	2	5
S. Ramakrishnan	6.2	0	1	25
J. de Niese				
K. Parmar	2	0	0	14
T. Fisher				
S. Iyer				
Sundries				2
TOTAL				<u>112</u>

Highest Ever MVCC Score

318 vs St Albans
 MMVCA One Day Division 3
 2010-11

Mk Gauci	75
S. Dayma	24
K. Garland	7
J. Wilford	38
A. Chaudhary	113 no
S. Coventry-Poole	15
G. Perussich	1 no
N. King	
T. McDonald	
A. Milne	
P. King	
Sundries	45
	<u>5 for 318</u>

Lowest Ever MVCC Score

31 vs Avondale Heights
 (13 overs)
 NWMCA Clint McKay Shield (One Day Div 5)
 2011-12

B. Milne	2
P. Whebell	5
A. Cumming	14
T. Ryan	1
S. Mongan	3
R. Cooney	0
S. Tavate	0
J. Thorneycroft	0
Sh Esmore	2
St Esmore	0 no
J. Webster	0
N. Webster	dnb
Sundries	4
	<u>TOTAL 31</u>

Best MVCC Chase

182 vs Sunshine Heights
 MMVCA One Day Division 2
 2007-08

R. Fairclough	8
S. O'Kane	121
T. Aitken	7
S. Ali	42 no
M. Spagna	5
J. Johnston	12 no
J. Brelis	
E. Fenaughty	
J. Ansaldo	
B. Brelis	
P. Fenaughty	
S. Radford	
J. O'Brien	
Sundries	12
	<u>4 for 207</u>

Most Sixes in Team's Innings

18 vs St Albans
 MMVCA One Day Division 3
 2010-11

8	Amit Chaudhary
4	Mark Gauci
3	Joel Wilford
2	Surender Dayma
1	Sam Coventry-Poole

Team Records

Eighth XI Bowling 59

Lowest Ever Opposition Score

39 vs Ascot Vale
NWMCA One Day Fifth Grade
2012-13

	O	M	W	R
R. Cooney				
Sh Esmore				
St Esmore				
P. Legato				
S. O'Kane	3	1	2	10
M. Klomp				
S. Ward	6	0	2	12
J. Nankivell-S'dor	3	1	5	8
M. Esmore	0.5	0	1	1
P. Fenaughty				
S. Bishop				
J. Ansaldo				
Sundries				8
TOTAL				39

Highest Ever Opposition Score

6/381 vs Ascot Vale
MMVCA One Day Division 3
2008-09
B. Velona hat-trick

J. Madigan	2	0	0	22
A. Cumming	3	0	0	31
E. Clarke	6	0	0	57
P. Bonfa	2	0	0	26
S. Comino				
B. Velona	7	0	4	63
R. Aitken	3	0	1	44
A. Payton	8	0	0	61
N. Taylor	2	0	0	34
Da Brown	2	0	1	27
R. Cooney				
Sundries				16
6 for 381				

Best MVCC Defence

8/132 vs Ascot Vale
MMVCA One Day Division 3
2010-11

J. Herring	8	1	3	31
A. Cumming	-	-	-	
B. Coghlan	8	2	2	16
J. Launer	8	1	1	26
M. Marinelli	-	-	-	
T. Ryan	8	1	1	28
P. Comino	-	-	-	
As Harry	3	0	0	15
A. Milne	-	-	-	
E. Murphy	-	-	-	
P. Legato	-	-	-	
Sundries				6
8 for 122				

Highest Ever MVCC Score

226 vs Brunswick

NWCA One Day Grade Red
2010-11

K. Garland	51
C. DeSilva	1
J. Wilford	24
Mt Gauci	101 no
A. Chaudhary	0
B. Thomas	27 no
K. Swaminathan	1
L. Marinelli	3
B. Gannon	1 no
T. Fisher	
R. Fairclough	
Sundries	12
<u>6 for 226</u>	

Lowest Ever MVCC Score29 vs Kealba-Green Gully
(13 overs)NWCA One Day Grade Red
2008-09

(Not enough players qualified for finals)

De Brown	1
D. O'Meara	2
A. Pegg	3
C. Micallef	4
J. Thorneycroft	1
S. Rayment	0
P. Comino	4
G. Walker	4
N. Taylor	0 no

Sundries	10
<u>TOTAL</u>	<u>29</u>

Best MVCC Chase

136 vs Aberfeldie Park

NWCA One Day Grade Red
2010-11

A. Chaudhary	98 no
S. Payton	8
K. Garland	1
Sr Iyer	0
J. Wilford	18
J. de Niese	0
G. Loh	2
D. Sapuppo	3 no
Mt Gauci	
P. Taylor	
J. McKenzie	
B. Velona	
P. Golding	
Sundries	11
<u>6 for 141</u>	

Most Sixes in Team's Innings

11 vs Brunswick

NWCA One Day Red 2010-11

8	Mark Gauci
2	Kris Garland
1	Ben Thomas

Team Records **Ninth XI Bowling** 61

Lowest Ever Opposition Score

64 vs Brunswick
NWCA One Day Grade Red
2010-11

	O	M	W	R
A. Chaudhary	7	3	4	13
T. Fisher	4	0	0	10
R. Fairclough				
B. Thomas				
J. Wilford	7	2	3	25
B. Gannon	4	0	1	11
K. Garland				
K. Swaminathan	1.3	0	1	1
L. Marinelli	1	0	1	3
C. DeSilva				
M. Gauci				
Sundries				1
TOTAL				64

Highest Ever Opposition Score

6/314 vs Jacana
NWCA One Day Grade Black
2007-08

Al Harry	6	0	0	71
D. Lawson	3	0	0	42
M. Madden	5	0	0	58
A. Ahmed	7	0	4	59
A. Sherer	7	1	1	37
P. Golding				
R. Fairclough				
P. Gardiner				
J. Ahmed	7	0	1	43
P. Comino				
Sundries				4
				6 for 314

Best MVCC Defence

8/155 vs St Mary's
NWCA One Day Grade Black
2007-08

P. Comino	-	-	-	-
R. Fairclough	-	-	-	-
S. O'Kane	8	0	2	42
S. Malone	-	-	-	-
L. Buddhadasa	7	0	1	21
P. Gardiner	-	-	-	-
J. Gardiner	-	-	-	-
P. Golding				
L. Malone	5	0	3	27
D. Gorham	2	0	1	7
T. Gardiner	8	1	2	31
Sundries				5
				10 for 133

Highest Ever MVCC Score

194 vs Buckley Park
 NWCA One Day Grade Red
 2009-10

G. Perussich	30
D. Hutchison	77
M. Spagna	17
S. O'Brien	5
T. Memery	20 no
C. Koulouris	4
B. Martiniello	0
C. DiGiovine	6 no
K. Memery	
J. Martiniello	
R. Gorham	
D. Gorham	
N. Koulouris	
Sundries	35
	<u>6 for 194</u>

Lowest Ever MVCC Score

75 vs Roxburgh Park
 NWCA One Day Grade Red
 2008-09

D. Hutchison	19
N. Launer	23
K. Memery	1
A. Coote	1
D. Royle	0
R. Gorham	0
D. Gorham	10 no
J. Launer	0
C. Koulouris	1
N. Koulouris	4
J. Martiniello	4
B. Martiniello	
W. Lenz	
Sundries	12
TOTAL	<u>75</u>

Best MVCC Chase

177 vs Pascoe Vale Central
 NWCA One Day Grade Red
 2009-10

D. Hutchison	60
G. Perussich	0
T. Memery	8
K. Memery	21
B. Martiniello	28
C. Koulouris	5
D. Gorham	1
J. Martiniello	8 no
A. Coote	9
N. Koulouris	0
S. Malone	5 no
D&E Brown	
K. Tankard	
Sundries	37
	<u>9 for 182</u>

Most Sixes in Team's Innings

2	vs	St. Andrews	1	Kevin Memery	1	Reilly O'Brien
2	vs	Avondale Heights	1	Glenn Perussich	1	Mitchell O'Meara
2	vs	Avondale Heights	2	David Hutchison		
2	vs	Sunshine	2	Glenn Perussich		

NWCA One Day Red Grade 2008-09

Lowest Ever Opposition Score

86 vs Buckley Park
NWCA One Day Grade Red
2009-10

	O	M	W	R
D. Hutchison				
M. Spagna	5	0	3	14
C. Koulouris	7	0	1	34
T. Memery				
S. O'Brien	7	0	3	34
B. Martiniello	3	1	3	4
G. Perussich				
C. DiGiovine				
D. Gorham				
R. Gorham				
K. Memery				
J. Martiniello				
N. Koulouris				
Sundries				0
TOTAL				<u>86</u>

Highest Ever Opposition Score

329 vs Aberfeldie Park
NWCA One Day Grade Red
2009-10

A. Panousieris	6	0	2	32
A. Coote	5	0	0	70
C. Koulouris	4	0	0	30
T. Memery	1	0	0	8
B. Martiniello	5	0	1	33
R. O'Brien	6	0	0	62
K. Memery				
J. Martiniello				
M. Troost	5	0	1	48
L. Marinelli				
N. Koulouris	3	0	1	15
G. Perussich				
Sundries				23
				<u>6 for 329</u>

Best MVCC Defence

127 vs Oak Park
NWCA One Day Grade Black
2010-11

	O	M	W	R
T. Fisher	7	2	2	12
J. Thomeycroft	7	0	3	30
P. Russell	4.5	1	3	9
S. Tassos				
B. Milne	2	0	2	11
C. O'Haire	5	0	0	27
N. Walker	2	0	0	16
R. Fairclough				
S. Nickelson				
A. Cumming				
A. Milne				
Sundries				6
TOTAL				<u>111</u>

64 **Team Records** **Womens 1st XI Batting**

Highest Ever MVCC Score

3/206 vs Moonee Valley White
 VWCA One Day Grade North West
 2008-09

T. Ha	15
K. Johnston	37
J. Demarte	74 no
N. Waites	16
S. Wilson	2 no
J. de Niese	
V. Thorneycroft	
B. Tankard	
C. Jones	
A. Walker	
J. O'Brien	

Sundries	62
<u>3 for 206cc</u>	

Lowest Ever MVCC Score

7 vs Darebin
 VWCA One Day Grade Central
 2009-10

N. McLachlan	0
T. Ha	1
S. Wilson	1
J. de Niese	0
J. O'Brien	2
V. Moore	0
D. Ward	0
T. Intagliata	1 no

Sundries	2
<u>TOTAL</u>	<u>7</u>

Best MVCC Chase

114 vs Coburg
 VWCA One Day Central
 2009-10

K. Johnston	9
S. Marr	71 no
N. Waites	2
C. Tan	2
C. Ardern	24 no
J. O'Brien	
V. Thorneycroft	
L. Spagna	
J. Marr	
E. Marr	
T. Intagliata	
A. Bell	

Sundries	8
<u>TOTAL 3 for</u>	<u>116</u>

Most Sixes in Team's Innings

1 vs Moonee Valley Whites (2nd XI) 1 Jenny Demarte

VWCA One Day North & West 2008-09

Lowest Ever Opposition Score

68 vs Gisborne
 VWCA One Day Grade Black
 2007-08

	O	M	W	R
R. Brelis	6	2	0	6
T. Ha	7	0	4	16
S. Rotunno				
R. Brelis				
S. Lawson	5	- 1	- 1	- 19
L. Muratore				
S. Wilson				
V. Thorneycroft				
B. Tankard				
M. Stafford	4	- 0	- 0	- 16
N. McLachlan	8	- 2	- 2	- 8
K. Johnston				
Sundries				3
	<u>TOTAL</u>			<u>68</u>

Highest Ever Opposition Score

368 vs Darebin
 VWCA One Day Grade Central
 2009-10

T. Intagliata	10	- 0	- 1	- 76
T. Ha	9	- 0	- 2	- 59
S. Wilson	5	- 0	- 1	- 45
J. de Niese				
J. O'Brien				
N. McLachlan	9	- 1	- 1	- 84
D. Ward	4	- 0	- 0	- 37
V. Moore	4	0	0	63
Sundries				4
	<u>TOTAL</u>			<u>5 for 368</u>

Best MVCC Defence

169 vs Edinburgh
 VWCA One Day Grade North West
 2008-09

K. Johnston	6	- 0	- 3	- 19
A. Radford	5	- 1	- 1	- 7
T. Ha	5	- 2	- 2	- 10
N. Waites	3	- 0	- 2	- 12
J. de Niese				
A. Walker				
V. Thorneycroft				
S. Lawson	4	- 0	- 1	- 21
R. Brelis	3	- 1	- 0	- 11
B. Tankard				
J. O'Brien				
Sundries				0
	<u>TOTAL</u>			<u>80</u>

66 Team Records Womens 2nd XI Batting

Highest Ever MVCC Score

7/210 vs Moonee Valley Black
 VWCA One Day Grade North West
 2008-09

S. Marr	65
E. Marr	15
N. McLachlan	51 no
C. Ardern	5
J. Bishop	4
C. Tan	2
J. Marr	16
T. Collins	0
L. Spagna	6 no
V. Moore	
C. Wilcock	

Sundries 46
7 for 210cc

Lowest Ever MVCC Score

23 vs Brunswick Park
 VWCA One Day Grade North West
 2008-09

S. Marr	2
C. Ardern	3
B. Fitzgerald	0
J. Bishop	0
T. Intagliata	8
V. Moore	0
M. Stafford	0 no
C. Tan	0
E. Marr	0
J. Marr	0
J. Moore	0
Sundries	10
TOTAL	23

Best MVCC Chase

206 vs Moonee Valley Black
 VWCA One Day North West
 2008-09

S. Marr	65
E. Marr	15
N. McLachlan	51 no
C. Ardern	5
J. Bishop	4
C. Tan	2
J. Marr	16
T. Collins	0
L. Spagna	6 no
V. Moore	
C. Wilcock	

Sundries 46
7 for 210cc

Most Sixes in Team's Innings

1 vs Gisborne

1 Sam Marr

VWCA One Day North & West 2009-10

Lowest Ever Opposition Score

54 vs Campbellfield
 VWCA One Day Grade North West
 2009-10

	O	M	W	R
T. Armstrong	6	3	2	2
A. Radford	6	1	2	27
T. Ha	5	1	1	17
S. Wilson				
J. de Niese				
V. Moore				
H. Waddell				
E. Turton				
D. Ward				
S. Hutchinson				
S. Lawson	6	1	1	8
Sundries				0
TOTAL				<u>54</u>

Highest Ever Opposition Score

280 vs Spotswood
 VWCA One Day Grade North West
 2008-09

S. Marr	10	0	1	32
C. Tan	5	0	0	50
K. Johnston	5	0	0	40
C. Ardern				
T. Ha	4	0	1	33
E. Marr	6	0	1	54
C. Wilcock				
N. McLachlan	4	0	0	43
V. Thorneycroft				
L. Spagna	3	1	1	5
V. Moore				
Sundries				23
TOTAL				<u>5 for 280</u>

Best MVCC Defence

137 vs Moonee Valley Black
 VWCA One Day Grade North West
 2008-09

S. Marr	3	0	1	10
C. Ardern				
T. Intagliata	3	0	1	14
N. McLachlan	3	0	1	25
M. Stafford	2	0	0	20
C. Tan	2	0	1	9
J. Marr	2	0	2	12
E. Marr	2	0	0	5
B. Fitzgerald	3	1	0	7
C. Carew				
J. Bishop				
Sundries				4
TOTAL				<u>106</u>

Most Overs in an Innings

Gary Irons	Second Eleven	vs Moomba Park	45 overs	1993-94
Ian Denny	First Eleven	vs Keilor Park	43 overs	1988-89
Ian Denny	First Eleven	vs Craigieburn	43 overs	1997-98
Ian Denny	First Eleven	vs Taylors Lakes	40 overs	1997-98
Ian Denny	First Eleven	vs Taylors Lakes	37 overs	1995-96
Gary Irons	Second Eleven	vs Campbellfield	36 overs	1993-94
Shane Westflow	First Eleven	vs Pascoe Vale	34 overs	1996-97
Darren Nagle	First Eleven	vs Oak Park	33 overs	1989-90
Ian Denny	First Eleven	vs Tullamarine	33 overs	1995-96
Darren Nagle	First Eleven	vs Taylors Lakes	33 overs	1997-98
Darren Nagle	First Eleven	vs Craigieburn	33 overs	1997-98
Mark Schuliga	Third Eleven	vs St. Andrews	33 overs	2004-05
Ian Denny	First Eleven	vs Buckley Park	32 overs	1995-96
Brett Fletcher	First Eleven	vs Flemington	31 overs	2002-03
Tony Gleeson	First Eleven	vs Flemington	31 overs	2002-03
Brian Hallett	Third Eleven		31 overs	1983-84

Most Consecutive Maidens

Dean Jukic	Second Eleven	vs Old Mentonians	8 maidens	2005-06
Amit Chaudhary	First Eleven	vs Werribee Centrals	8 maidens	2010-11
Gary Irons	Third Eleven	vs Strathmore	7 maidens	1991-92
Jude Perera	Second Eleven	vs Pascoe Vale	7 maidens	1993-94
Dino Sapuppo	Third Eleven	vs Pascoe Vale SC	7 maidens	2006-07
Jesse Felle	Fifth Eleven	vs East Coburg	7 maidens	2008-09
Norm Wright	Fourth Eleven	vs Pascoe Vale Centra	7 maidens	2010-11
Vishal Mehta	Fifth Eleven	vs Glenroy	7 maidens	2010-11
Tony Gleeson	First Eleven	vs Kingsville Baptists	6 maidens	2002-03
Will Mallory	First Eleven	vs Keilor Park	6 maidens	2003-04
Mark Gauci	First Eleven	vs Aberfeldie Park	6 maidens	2005-06
John O'Brien	Third Eleven	vs Pascoe Vale SC	6 maidens	2008-09
Bede Gannon	Third Eleven	vs St Marys	6 maidens	2008-09
Steven Herbert	Fourth Eleven	vs Craigieburn	6 maidens	2012-13
Pat Taylor	Seventh Eleven	vs Gladstone Park	6 maidens	2012-13
Steve Allan	First Eleven	vs Glenroy	5 maidens	1999-00
Laurie Luhm	Third Eleven	vs Port Phillip	5 maidens	2001-02
Rex Bennett	First Eleven	vs Kingsville Baptists	5 maidens	2002-03
Brett Fletcher	First Eleven	vs Flemington	5 maidens	2002-03
Brett Fletcher	First Eleven	vs Tullamarine	5 maidens	2002-03
Matt Gauci	First Eleven	vs Craigieburn	5 maidens	2004-05
Joe Bonfa	Second Eleven	vs Craigieburn	5 maidens	2004-05
Joe Bonfa	Second Eleven	vs Sunshine YCW	5 maidens	2004-05
Rajat Sharma	Fourth Eleven	vs Aberfeldie St. Johns	5 maidens	2006-07
Kane Harding	First Eleven	vs Hoppers Crossing	5 maidens	2008-09
Kane Harding	First Eleven	vs Jacana	5 maidens	2008-09
Bob Sciacchitano	Fifth Eleven	vs East Coburg	5 maidens	2009-10
Liam McIntosh	Fifth Eleven	vs Royal Pk Reds	5 maidens	2009-10
Simon Thorton	Second Eleven	vs Footscray United	5 maidens	2009-10
Tracy Armstrong	Womens Firsts	vs Spotswood	5 maidens	2010-11
Chris Stafford	First Eleven	vs Strathmore	5 maidens	2010-11

All Time Statistics - to end season 2012/13

70

Name	Surname	Nickname	Debut	Games	Runs	Comp. Ins	Bat Ave	Ducks	Overs	Wkts	Runs Off	Bowl Ave
Ollie	Benson		2006-07	10	182	11	16.55	3	57	10	278	27.80
John	Bentivoglio		1974-75	87	1128	84	13.43	12	171	44	718	16.32
Mark	Bergamo		2012-13	8	49	7	7.00	4	57	11	306	27.82
Theo	Berkis		2005-06	7	120	7	17.14	0	0	0	0	0.00
Joe	Berto		Pre-83	13	428	13	32.92	0	0	0	0	0.00
Michael	Bevis	Magic	Pre-83	81	864	70	12.34	2	24	2	98	49.00
Peter	Bevis		Pre-83	42	219	35	6.26	10	29	10	140	14.00
Nipun	Bhargava		2012-13	5	51	6	8.50	2	7	0	22	0.00
Charles	Bibby		2011-12	9	47	11	4.27	4	5	2	28	14.00
Chris	Bibby		2011-12	1	0	0	0.00	0	0	0	0	0.00
Nancy	Bifera		2008-09	1	0	1	0.00	1	3	0	32	0.00
Damien	Bilsborow		2001-02	24	668	24	27.83	1	62	16	274	17.13
Jennifer	Bishop		2008-09	13	20	8	2.50	5	16	5	107	21.40
Sam	Bishop		2012-13	1	1	0	0.00	0	0	0	0	0.00
Cris	Bisiotis		1991-92	2	54	2	27.00	0	0	0	0	0.00
Andrew	Blackburn		1992-93	1	3	1	3.00	0	0	0	0	0.00
Colin	Blake		1990-91	4	19	4	4.75	2	2	0	6	0.00
Marcus	Blake		2007-08	3	27	2	13.50	0	12	3	84	28.00
Stewart	Blandford		2005-06	14	169	16	10.56	4	6	2	44	22.00
Michael	Blangiardo		Pre-83	35	548	35	15.66	2	57	14	179	12.79
Evan	Blythe	Ev	2005-06	69	201	34	5.91	17	862	143	2691	18.82
Kosta	Bolis		2005-06	3	12	3	4.00	2	11	4	100	25.00
Frank	Boner		1991-92	1	7	2	3.50	1	0	0	0	0.00
Frank	Bonfa		2006-07	44	240	27	8.89	2	109	14	620	44.29
Joe	Bonfa		1992-93	140	879	77	11.42	19	1409	243	3954	16.27
Peter	Bonfa		2006-07	28	247	18	13.72	4	10	2	92	46.00
Steven	Bonfa		2004-05	61	1147	62	18.50	6	327	64	1309	20.45
Anthony	Boonan		1997-98	1	6	1	6.00	0	0	0	0	0.00
Vince	Borg		1990-91	13	234	14	16.71	2	0	0	0	0.00
Alexei	Borrell		2006-07	20	179	13	13.77	3	94	13	345	26.54
Peter	Boulouxis	Uncle	1984-85	190	3953	170	23.25	27	675	103	2493	24.20
Allan	Bourke		1998-99	23	625	17	36.76	1	48	4	234	58.50
Shaun	Bourke		1997-98	1	0	1	0.00	1	1	0	15	0.00
Craig	Bray		1986-87	1	15	1	15.00	0	0	0	0	0.00
Peter	Brear		1994-95	5	396	5	79.20	0	12	2	31	15.50
Ben	Brelis		2007-08	26	130	21	6.19	6	61	9	370	41.11
John	Brelis		2005-06	41	78	18	4.33	6	175	30	761	25.37
Nicholas	Brelis		2009-10	26	57	17	3.35	4	60	12	301	25.08
Ros	Brelis		2007-08	24	134	23	5.83	9	153	15	698	46.53
Robert	Breschkin		2002-03	18	168	17	9.88	3	35	5	199	39.80
Ian	Broadbent		1983-84	19	667	16	41.69	3	17	2	54	27.00
Paul	Brock		2005-06	2	1	1	1.00	0	3	0	22	0.00
Xavier	Brooks		2012-13	2	0	1	0.00	1	5	0	47	0.00
Wayne	Brookshaw		1986-87	5	19	5	3.80	2	0	0	0	0.00
Craig	Brown	Brownny	1996-97	24	538	19	28.32	2	76	10	243	24.30
Daniel	Brown		2008-09	21	134	16	8.38	5	10	3	90	30.00
Duncan	Brown		2005-06	4	20	1	20.00	0	50	6	185	30.83
Liam	Brown		2003-04	17	162	16	10.13	2	19	6	58	9.67
Robert	Brown		1986-87	3	4	3	1.33	2	0	0	0	0.00
Wendy	Browning		2008-09	1	5	0	0.00	0	0	0	0	0.00
Lalith	Buddhadasa		2007-08	37	372	28	13.29	4	236	39	833	21.36
Adam	Buriani		2011-12	11	117	12	9.75	1	10	0	71	0.00
Kevin	Burt		1989-90	4	9	2	4.50	0	0	0	0	0.00
Phillip	Buultjens		2003-04	1	36	1	36.00	0	8	0	41	0.00
Grant	Byrne		2001-02	4	92	5	18.40	1	44	6	161	26.83

C

David	Caccamo		1999-00	13	165	6	27.50	2	179	31	449	14.48
Emanuel	Caccamo		1999-00	22	412	19	21.68	2	11	2	54	27.00
Michael	Caccamo		1999-00	27	640	22	29.09	4	14	3	11	3.67
Vince	Calabro		1989-90	3	11	1	11.00	0	20	3	75	25.00
Adam	Caligiuri		2011-12	8	21	6	3.50	2	7	0	71	0.00
Daniel	Caligiuri		2011-12	10	332	9	36.89	1	66	14	286	20.43
David	Callendar		1988-89	11	301	9	33.44	1	1	0	2	0.00
Dean	Campbell	Che	2000-01	13	39	2	19.50	0	195	26	584	22.46
Garry	Campbell		1973-74	28	595	22	27.05	2	3	0	10	0.00
Ian	Campbell		1986-87	4	65	4	16.25	0	19	7	80	11.43
Robert	Campbell		1976-77	19	166	19	8.74	4	32	10	100	10.00
Frank	Candido		1987-88	3	2	3	0.67	1	0	0	0	0.00
James	Cannatelli		2007-08	1	19	1	19.00	0	0	0	0	0.00
Frank	Cano		1976-77	28	357	27	13.22	5	109	25	518	20.72
Sandro	Capocchi	Sambo	1985-86	277	6673	260	25.67	34	798	119	2570	21.60

All Time Statistics - to end season 2012/13

72

Name	Surname	Nickname	Debut	Games	Runs	Comp. Ins	Bat Ave	Ducks	Overs	Wkts	Runs Off	Bowl Ave
Alan	Cullinger		Pre-83	1	0	1	0.00	1	0	0	0	0.00
Michael	Cumbo	Mickster	2000-01	138	1652	150	11.01	31	119	21	607	28.90
Allan	Cumming		2002-03	109	927	100	9.27	23	41	6	266	44.33
Doug	Cumming		2010-11	13	16	11	1.45	7	2	0	25	0.00
James	Cumming		2009-10	1	16	1	16.00	0	0	0	0	0.00
Brett	Curran	Skipper	2005-06	81	630	49	12.86	12	153	36	591	16.42
Liam	Curran		2007-08	11	30	6	5.00	3	44	11	168	15.27
Kilian	Cusack		2012-13	1	6	0	0.00	0	0	0	0	0.00
D												
Chris	Daley		1997-98	1	34	1	34.00	0	0	0	0	0.00
Mick	Dalpiaz		1986-87	1	10	1	10.00	0	0	0	0	0.00
Anthony	Daniels		2002-03	1	0	1	0.00	1	1	1	0	0.00
Joe	Darmanin		2005-06	3	57	3	19.00	1	5	4	38	9.50
Darcy	Darvill		1989-90	6	22	2	11.00	2	0	0	0	0.00
Tony	Darvill		Pre-83	32	430	27	15.93	2	0	0	0	0.00
Caleb	Davidson		1985-86	1	10	1	10.00	0	0	0	0	0.00
Corey	Davidson		1985-86	63	375	26	14.42	10	558	109	1844	16.92
Tony	Davies		1986-87	17	128	16	8.00	2	7	1	41	41.00
Matt	Davis		2011-12	3	63	3	21.00	0	9	4	33	8.25
Ray	Davis		1987-88	1	2	2	1.00	1	4	1	19	19.00
Peter	Dawkins		1971-72	61	350	45	7.78	11	332	69	1487	21.55
Surrender	Dayma		2010-11	6	91	5	18.20	1	7	7	47	6.71
Jacinta	de Niese		2008-09	9	46	7	6.57	3	7	1	52	52.00
Jacob	de Niese		2006-07	77	755	65	11.62	13	106	14	668	47.71
Jaidan	De Niese		2012-13	1	7	1	7.00	0	0	0	0	0.00
Susan	De Niese		2009-10	1	0	0	0.00	0	0	0	0	0.00
Brian	Dee		1974-75	6	90	5	18.00	1	55	5	156	31.20
Con	Delis		1994-95	10	42	5	8.40	2	61	9	251	27.89
Jenny	Demarte		2008-09	2	78	0	0.00	0	7	1	28	28.00
Natalie	Demarte		2008-09	33	416	28	14.86	2	50	8	326	40.75
Ken	Dempster		1986-87	5	4	4	1.00	3	0	0	0	0.00
Ian	Denny	Eggers	1983-84	294	10827	239	45.30	20	3769	617	10208	16.54
Andrew	De Silva		1992-93	5	79	4	19.75	0	0	0	0	0.00
Channa	DeSilva		2009-10	28	737	33	22.33	7	0	0	0	0.00
David	Desmond		2003-04	1	65	1	65.00	0	7	1	51	51.00
Bianca	Devine		2009-10	7	5	4	1.25	2	2	0	21	0.00
Tricia	Devine		2009-10	3	0	3	0.00	3	1	0	5	0.00
Luis	Di Giglio		1998-99	2	11	2	5.50	0	9	3	35	11.67
George	Diakonidis		2008-09	2	28	2	14.00	0	2	0	28	0.00
Ches	DiGiovine		2009-10	5	23	1	23.00	0	12	3	44	14.67
Matthew	DiGiovine		2009-10	2	0	1	0.00	1	2	0	5	0.00
Chris	Dillon		2004-05	1	76	1	76.00	0	4	0	21	0.00
Jamie	Dillon		2004-05	9	59	8	7.38	2	15	2	96	48.00
Charlie	Distefano		Pre-83	65	1202	64	18.78	7	55	11	216	19.64
Nick	Dodd		1988-89	12	88	11	8.00	1	65	12	314	26.17
Chris	Doherty		1991-92	30	138	16	8.63	5	233	33	804	24.36
Sean	Doherty		2003-04	9	22	5	4.40	1	55	6	223	37.17
Jason	Dolezal-May		2006-07	10	22	6	3.67	2	8	1	53	53.00
Subramani	Doraiswamy	Sid	2010-11	12	113	13	8.69	3	35	5	174	34.80
Paul	Double		1981-82	1	0	0	0.00	0	0	0	0	0.00
Domenic	Douglas		1985-86	7	144	6	24.00	0	0	0	0	0.00
Paul	Douglas		2010-11	1	32	1	32.00	0	0	0	0	0.00
Brendan	Dowd		2009-10	5	31	5	6.20	1	27	5	154	30.80
Ken	Dowd		2009-10	4	47	3	15.67	1	0	0	0	0.00
Michael	Dowd		2009-10	2	0	0	0.00	0	0	0	0	0.00
Frank	Doyle		2002-03	2	4	1	4.00	0	9	1	43	43.00
Russell	Doyle		Pre-83	44	437	36	12.14	7	203	37	640	17.30
William	Drew		2012-13	3	51	3	17.00	0	2	0	13	0.00
Dean	Druitt		1992-93	1	1	1	1.00	0	3	0	33	0.00
Gary	Dudderidge		Pre-83	41	1101	40	27.53	2	22	6	78	13.00
Steve	Dunn		2003-04	2	0	2	0.00	2	0	0	0	0.00
Paul	Dunne		1986-87	1	5	1	5.00	0	7	1	24	24.00
Aaron	Durovic		1989-90	6	62	2	31.00	1	4	0	8	0.00
Phil	Dylan		1998-99	1	0	1	0.00	1	5	1	32	32.00
E												
Paul	Edwards		Pre-83	9	125	12	10.42	1	31	6	166	27.67
Marty	Egan		Pre-83	92	1177	70	16.81	11	1013	176	2621	14.89
Kevin	Eggerton		1992-93	1	0	0	0.00	0	14	1	32	32.00
Glenn	Eismontas	Stamps	2002-03	49	933	50	18.66	5	84	9	404	44.89
Darryl	Elliott		1979-80	141	2284	120	19.03	18	1192	191	3476	18.20

All Time Statistics - to end season 2012/13

73

Name	Surname	Nickname	Debut	Games	Runs	Comp. Ins	Bat Ave	Ducks	Overs	Wkts	Runs Off	Bowl Ave
Michael	Elliott		1999-00	33	52	12	4.33	6	504	83	1660	20.00
Paul	Elliott		2006-07	2	15	3	5.00	1	0	0	0	0.00
Steve	Elworthy		2001-02	2	79	2	39.50	0	24	0	89	0.00
Christopher	Enright		2010-11	3	12	4	3.00	2	5	1	36	36.00
Matthew	Esmore		2010-11	27	215	13	16.54	4	94	17	493	29.00
Shane	Esmore		2010-11	36	281	31	9.06	5	8	1	81	81.00
Stephen	Esmore		2010-11	10	6	4	1.50	2	4	0	30	0.00
Ethrem	Esperat		1986-87	4	19	2	9.50	1	26	3	62	20.67
Mitchell	Evans		2009-10	10	150	10	15.00	2	10	1	47	47.00
Phillip	Ewing		2002-03	1	2	2	1.00	0	0	0	0	0.00
F												
Ryan	Fairclough	Panda	2005-06	53	448	48	9.33	5	36	8	214	26.75
Umar	Farooq		2011-12	28	75	16	4.69	5	214	36	573	15.92
Steve	Farquer		1988-89	1	5	1	5.00	0	0	0	0	0.00
Mick	Fawkner		1997-98	2	2	1	2.00	1	18	1	58	58.00
Jesse	Felle		2001-02	98	1504	83	18.12	7	1163	203	3562	17.55
Michael	Felle		2002-03	19	26	15	1.73	8	19	5	191	38.20
Pat	Felmingham		2005-06	68	1786	65	27.48	3	86	23	348	15.13
Cian	Fenaughty		2004-05	2	2	2	1.00	0	0	0	0	0.00
Eamonn	Fenaughty		2004-05	17	45	8	5.63	3	23	10	182	18.20
Peter	Fenaughty		2003-04	106	334	61	5.48	21	0	0	0	0.00
Seamus	Fenaughty		2003-04	20	66	18	3.67	7	62	11	258	23.45
James	Ferguson		1992-93	1	0	0	0.00	0	3	0	7	0.00
Paul	Ferraro		1998-99	3	48	2	24.00	0	0	0	0	0.00
Jake	Ferrier		2004-05	14	96	15	6.40	3	32	8	176	22.00
Paul	Finlay		2000-01	3	1	2	0.50	1	6	1	29	29.00
Tim	Fisher		2000-01	103	462	68	6.79	27	829	107	2835	26.50
Bec	Fitzgerald		2008-09	8	20	4	5.00	1	19	1	108	108.00
Danny	Fitzpatrick	Fitzy	1988-89	134	3207	116	27.65	12	1282	210	3558	16.94
Peter	Fitzpatrick		1988-89	22	267	18	14.83	4	77	16	351	21.94
Tom	Fitzpatrick	Pre-83		1	10	1	10.00	0	0	0	0	0.00
Wayne	Fitzpatrick		1988-89	27	45	10	4.50	6	1	0	3	0.00
Brett	Fletcher	Fletch	2000-01	23	91	12	7.58	4	248	38	607	15.97
Ray	Fletcher		1991-92	1	14	2	7.00	1	1	0	12	0.00
George	Formisano		1988-89	2	39	1	39.00	0	14	1	32	32.00
Mark	Forster		2006-07	10	242	11	22.00	1	11	2	50	25.00
Michael	Foster	Foz	2009-10	5	82	3	27.33	0	17	4	99	24.75
Jim	Fotopoulos		1984-85	3	32	4	8.00	0	2	1	16	16.00
Jesse	Franco		1998-99	1	0	0	0.00	0	0	0	0	0.00
Peter	Frangoulis		2004-05	8	20	7	2.86	2	14	2	89	44.50
Alex	Fraser		1986-87	1	0	1	0.00	1	15	1	61	61.00
Tim	Fraser		2003-04	3	14	2	7.00	0	2	0	25	0.00
Shane	Frenette	Paddle Pop	2000-01	41	534	45	11.87	6	26	5	145	29.00
G												
David	Gallagher		1997-98	1	0	1	0.00	1	1	0	11	0.00
Bede	Gannon		2005-06	92	998	68	14.68	8	758	151	2677	17.73
David	Gardiner		1978-79	8	74	8	9.25	4	6	1	27	27.00
Jack	Gardiner		1995-96	4	62	5	12.40	1	1	0	7	0.00
John	Gardiner		2007-08	3	43	2	21.50	1	0	0	0	0.00
Kevin	Gardiner		1975-76	178	1142	118	9.68	20	1248	194	3901	20.11
Leo	Gardiner		2012-13	1	0	1	0.00	1	0	0	0	0.00
Peter	Gardiner	P.G.	1971-72	244	2593	190	13.65	26	1863	323	6020	18.64
Terry	Gardiner		2007-08	3	0	0	0.00	0	21	3	87	29.00
Kristian	Garland	Kristie	2010-11	13	159	12	13.25	3	0	0	0	0.00
John	Gaspar		1996-97	11	45	3	15.00	0	14	4	129	32.25
Daniel	Gauci		2009-10	4	79	3	26.33	0	15	1	41	41.00
George	Gauci		1998-99	1	0	0	0.00	0	0	0	0	0.00
Mark	Gauci	Gauch	1998-99	183	4007	171	23.43	14	699	126	2308	18.32
Matt	Gauci	Matty G.	1997-98	114	2547	99	25.73	16	419	63	1157	18.37
Sean	Gauntlett		1984-85	2	38	2	19.00	0	0	0	0	0.00
Mark	Gaut		1996-97	4	13	2	6.50	0	2	1	15	15.00
Terry	Gaut	Pre-83		14	127	6	21.17	1	0	0	0	0.00
Steven	Gentilin	Elvis	2007-08	30	326	17	19.18	4	203	26	681	26.19
Jim	Gerada		1985-86	2	83	2	41.50	0	4	0	19	0.00
Tariq	Gerardi		2012-13	3	29	3	9.67	1	6	2	30	15.00
Charlie	Gervasi		Pre-83	8	17	5	3.40	2	2	1	4	4.00
Matthew	Gervasi		2006-07	2	11	1	11.00	0	0	0	0	0.00
Charlie	Gila		1991-92	28	572	23	24.87	4	5	0	45	0.00
Tony	Gila		1991-92	35	379	27	14.04	3	291	54	966	17.89
Nathan	Gilbee		2002-03	7	99	7	14.14	1	14	3	71	23.67

All Time Statistics - to end season 2012/13

Name	Surname	Nickname	Debut	Games	Runs	Comp. Ins	Bat Ave	Ducks	Overs	Wkts	Runs Off	Bowl Ave
Maggie	Gill		2009-10	1	2	1	2.00	0	6	1	52	52.00
Daniel	Gillies		2004-05	11	155	9	17.22	2	56	12	195	16.25
Adrian	Giordano		2004-06	17	309	18	17.17	2	12	1	81	81.00
David	Girvin		1998-99	5	4	2	2.00	0	12	2	58	29.00
Eric	Glazner		1986-87	6	68	4	17.00	0	17	6	104	17.33
Matt	Gleeson		2012-13	1	9	1	9.00	0	9	2	29	14.50
Shannon	Gleeson		2008-09	1	13	1	13.00	0	5	0	8	0.00
Tony	Gleeson		1997-98	82	1363	64	21.30	7	474	64	1329	20.77
Peter	Golding		2007-08	67	475	26	18.27	3	3	0	9	0.00
Shane	Golds	Goldsy	1988-89	105	2172	85	25.55	7	301	59	1155	19.58
Luke	Gooley		1993-94	34	723	33	21.91	7	44	4	209	52.25
Mark	Gooley		1996-97	23	311	20	15.55	1	82	19	528	27.79
Simon	Gooley		1996-97	25	273	23	11.87	4	121	16	570	35.63
Prasanna	Gopalakrishnan		2006-07	5	66	5	13.20	0	12	2	32	16.00
Daniel	Gorham		2007-08	21	111	7	15.86	1	52	14	310	22.14
Rodney	Gorham		2008-09	17	51	9	5.67	1	40	10	325	32.50
Robert	Goss		2006-07	1	0	0	0.00	0	2	0	20	0.00
David	Graetz		2003-04	52	48	21	2.29	15	23	5	164	32.80
Shaun	Gray		1985-86	1	1	1	1.00	0	19	7	50	7.14
Tony	Gray		2007-08	1	0	1	0.00	1	2	0	9	0.00
Steve	Grech		1991-92	1	0	0	0.00	0	7	2	22	11.00
Mark	Green		1992-93	2	0	0	0.00	0	3	0	17	0.00
Ewan	Greenfield		2006-07	10	137	3	45.67	3	70	8	279	34.88
Peter	Grey		Pre-83	3	32	2	16.00	1	3	0	4	0.00
Ron	Grimble		1986-87	28	439	28	15.68	1	91	25	294	11.76
John	Gritty		1992-93	4	88	3	29.33	1	18	0	62	0.00
Ashley	Grundy		2004-05	8	60	7	8.57	1	6	1	44	44.00
Aaron	Grutteria		2012-13	7	113	9	12.56	1	27	9	152	16.89

H												
Dale	Hadfield		1997-98	82	1014	68	14.91	12	2	1	8	8.00
Brian	Hallett		Pre-83	60	893	55	16.24	9	373	62	1006	16.23
Sam	Hamid		1998-99	5	26	1	26.00	0	5	1	32	32.00
John	Hannah		1996-97	7	99	4	24.75	0	70	8	169	21.13
Darrell	Hannell		1973-74	24	64	28	2.29	10	45	17	250	14.71
Len	Hannell		1973-74	24	71	24	2.96	10	3	2	8	4.00
Chris	Hannigan		1997-98	5	17	4	4.25	2	50	6	174	29.00
Antony	Harbor		2006-07	8	69	7	9.86	2	49	8	189	23.63
Ben	Harding		2003-04	2	12	2	6.00	1	19	4	91	22.75
Kane	Harding		2008-09	23	205	10	20.50	1	363	73	938	12.85
Rose	Harrington		2008-09	2	9	1	9.00	0	9	1	32	32.00
David	Harris		1990-91	10	158	5	31.60	0	93	15	284	18.93
Martin	Harris		1988-89	3	42	3	14.00	1	3	0	9	0.00
Alan	Harry	Cougar	2006-07	52	1094	48	22.79	1	56	9	285	31.67
Ashley	Harry		2007-08	4	2	2	1.00	1	7	0	37	0.00
Riley	Harry-Blackall		2012-13	2	21	3	7.00	1	7	1	29	29.00
Michael	Harvey	Ranga	1977-78	246	7104	244	29.11	11	68	19	390	20.53
Robert	Harvey		2001-02	3	39	5	7.80	2	43	9	184	20.44
Khalid	Hassan		2012-13	11	221	12	18.42	1	112	15	373	24.87
Shafi	Hassan		2011-12	4	70	4	17.50	0	10	1	51	51.00
Paul	Hawkless		1973-74	17	74	17	4.35	5	6	3	55	18.33
Bill	Heales		1985-86	3	114	4	28.50	1	1	0	0	0.00
Joe	Hebaiter		2003-04	20	6	8	0.75	4	0	0	0	0.00
Paul	Hedjes		2005-06	26	295	24	12.29	6	78	9	495	55.00
Neil	Henderson		1971-72	21	1365	25	54.60	1	255	83	918	11.06
Ken	Hennessy		1981-82	1	10	1	10.00	0	0	0	0	0.00
Steven	Herbert	Sherbs	2008-09	44	363	29	12.52	4	367	53	1077	20.32
Jamie	Herring		2010-11	12	192	11	17.45	0	74	11	323	29.36
Virajith	Hewaarachchi	VB	2011-12	1	0	0	0.00	0	2	0	1	0.00
Brad	Hibben		1994-95	22	344	20	17.20	2	13	3	60	20.00
Wes	Hickman		2007-08	1	4	1	4.00	0	0	0	0	0.00
Tony	Hicks		Pre-83	35	134	17	7.88	2	2	0	22	0.00
Bernadette	Hobbs		2007-08	12	45	11	4.09	4	0	0	0	0.00
Paul	Hobbs	Keeper	2006-07	72	841	57	14.75	13	12	2	77	38.50
Seamus	Hobbs		2006-07	4	2	1	2.00	0	4	0	19	0.00
Vic	Hodge		2011-12	7	10	5	2.00	3	14	0	72	0.00
James	Holt		1998-99	36	786	35	22.46	4	36	2	146	73.00
Shannon	Hood		2012-13	3	21	2	10.50	0	40	6	120	20.00
David	Hooper		1981-82	1	0	1	0.00	1	0	0	0	0.00
Darcy	Horne		2010-11	18	115	10	11.50	1	98	16	397	24.81
Phil	Horner		2007-08	1	5	1	5.00	0	0	0	0	0.00
Clint	Horwood		2006-07	3	11	2	5.50	1	7	1	39	39.00

All Time Statistics - to end season 2012/13

75

Name	Surname	Nickname	Debut	Games	Runs	Comp. Ins	Bat Ave	Ducks	Overs	Wkts	Runs Off	Bowl Ave
Joe	Hoseman		1974-75	45	260	49	5.31	15	5	1	59	59.00
Jamie	Howard	Bundy	2000-01	40	1049	35	29.97	7	73	11	321	29.18
Mick	Howell		1994-95	3	14	2	7.00	0	23	5	87	17.40
James	Howes		2011-12	6	19	5	3.80	2	18	2	57	28.50
Rob	Hudson		2002-03	1	3	0	0.00	0	0	0	0	0.00
Alan	Hughes		1984-85	6	208	6	34.67	0	5	2	6	3.00
Margie	Hurley		2008-09	1	0	0	0.00	0	0	0	0	0.00
Susie	Hutchinson		2009-10	2	5	1	5.00	0	2	0	22	0.00
David	Hutchison	Hutch	2008-09	45	929	44	21.11	11	59	7	342	48.86
I												
Simon	Iles		1991-92	10	244	9	27.11	0	0	0	0	0.00
Tony	Indomenico		1981-82	1	18	1	18.00	0	0	0	0	0.00
Charlie	Intagliata		1975-76	9	23	8	2.88	4	6	0	43	0.00
Luke	Intagliata		2008-09	2	0	0	0.00	0	2	0	17	0.00
Michael	Intagliata		2008-09	1	5	0	0.00	0	0	0	0	0.00
Mick	Intagliata	Intags	Pre-83	185	1437	124	11.59	25	1655	263	6261	23.81
Robert	Intagliata		2006-07	3	23	2	11.50	1	11	3	32	10.67
Tanya	Intagliata		2006-07	43	242	36	6.72	7	225	28	1110	39.64
Craig	Ion		Pre-83	72	862	65	13.26	10	148	16	470	29.38
Gary	Irons	G.I.	Pre-83	227	1281	109	11.75	32	2777	427	7943	18.60
John	Italia		2007-08	2	19	2	9.50	1	3	1	37	37.00
Sriram	Iyer		2010-11	10	139	9	15.44	3	11	7	67	9.57
Subu	Iyer		2008-09	21	169	17	9.94	0	49	9	290	32.22
J												
David	Jensen		2004-05	3	0	0	0.00	0	4	1	25	25.00
Jan	Jinadasa		Pre-83	27	267	24	11.13	4	13	6	23	3.83
Craig	Jobson	Jobbo	2000-01	10	167	10	16.70	0	52	7	194	27.71
Ajith	John	AJ	2006-07	2	50	2	25.00	0	0	0	0	0.00
Alex	Johnson		2005-06	2	3	3	1.00	1	2	0	33	0.00
Gary	Johnson		Pre-83	91	904	72	12.56	14	927	121	2589	21.40
James	Johnston		2007-08	19	163	9	18.11	1	63	12	316	26.33
Kim	Johnston		2007-08	32	360	30	12.00	3	76	12	464	38.67
David	Jolley		1998-99	50	1546	40	38.65	2	8	1	38	38.00
Cassie	Jones		2008-09	1	0	0	0.00	0	0	0	0	0.00
Heath	Jones		2002-03	37	887	39	22.74	6	446	66	1275	19.32
Lindsay	Jones		Pre-83	22	78	14	5.57	5	9	2	70	35.00
Nathan	Jones		1991-92	8	87	8	10.88	2	53	5	263	52.60
Ankit	Joshi		2007-08	1	0	0	0.00	0	1	1	0	0.00
Peter	Judge		1988-89	1	0	0	0.00	0	7	1	21	21.00
Dean	Jukic		1998-99	163	3033	132	22.98	22	786	164	2481	15.13
K												
Alex	Kalamaras		1991-92	17	26	7	3.71	5	161	31	799	25.77
Arif	Kalem		1984-85	13	282	11	25.64	1	36	5	88	17.60
Dwayne	Kalokathis		1986-87	5	138	5	27.60	0	4	0	19	0.00
Muhammad	Kamran		2008-09	1	77	1	77.00	0	7	3	33	11.00
John	Kapetanovski		1986-87	1	16	1	16.00	0	0	0	0	0.00
Peter	Karampetsos		1986-87	11	46	10	4.60	1	23	6	101	16.83
Ziad	Kassab		1998-99	1	34	1	34.00	0	8	1	30	30.00
Zayd	Kathrada		2002-03	3	86	3	28.67	0	21	6	78	13.00
Stuart	Keating		2006-07	3	7	3	2.33	2	20	4	77	19.25
Robert	Keenan		2004-05	8	109	7	15.57	0	35	7	145	20.71
Sean	Kelly		1983-84	5	42	5	8.40	1	0	0	0	0.00
Michael	Kenny		1981-82	1	0	1	0.00	1	0	0	0	0.00
Kam	Kenny-Jones		2009-10	19	161	15	10.73	4	53	15	305	20.33
Mark	Keogh		1981-82	1	62	1	62.00	0	9	2	50	25.00
Steve	Keogh		1986-87	5	13	1	13.00	0	46	6	124	20.67
Chris	Kerr		2004-05	22	316	17	18.59	2	61	10	386	38.60
Murtaza	Khaliq		2012-13	8	29	6	4.83	1	44	14	139	9.93
Muhammad N:	Khan		2012-13	1	4	1	4.00	0	13	3	58	19.33
William	Khoury		2004-05	4	15	4	3.75	1	5	0	44	0.00
Brad	King		1996-97	12	18	4	4.50	4	1	0	8	0.00
Garth	King		2006-07	6	192	7	27.43	0	0	0	0	0.00
Lily	King		2007-08	1	1	1	1.00	0	2	0	23	0.00
Neil	King		1974-75	19	342	12	28.50	3	45	13	205	15.77
Phill	King		2003-04	101	830	82	10.12	18	2	1	35	35.00
Tom	King		2001-02	111	1861	92	20.23	5	531	86	1975	22.97
B.	Kline		1983-84	8	67	8	8.38	2	7	2	43	21.50
Michael	Klomp		2011-12	23	204	19	10.74	3	38	12	177	14.75
Tony	Klose		Pre-83	12	105	13	8.08	3	0	0	0	0.00

All Time Statistics - to end season 2012/13

77

Name	Surname	Nickname	Debut	Games	Runs	Comp. Ins	Bat Ave	Ducks	Overs	Wkts	Runs Off	Bowl Ave
Daniel	Mangan		1998-99	13	7	3	2.33	3	50	12	201	16.75
Peter	Mantoudis		1986-87	5	76	4	19.00	1	50	6	146	24.33
Karl	Manu'a		2008-09	1	15	1	15.00	0	5	0	29	0.00
Tony	Marasco	Marra	2003-04	22	316	23	13.74	6	2	0	7	0.00
Luke	Marinelli		2008-09	39	579	29	19.97	3	26	7	143	20.43
Michael	Marinelli		2009-10	4	42	4	10.50	1	4	0	0	0.00
John	Marosey		1983-84	1	3	1	3.00	0	0	0	0	0.00
Elizabeth	Marr		2008-09	23	143	16	8.94	3	64	5	288	57.60
Jessica	Marr		2008-09	28	110	17	6.47	5	99	15	374	24.93
Samantha	Marr		2008-09	26	593	22	26.95	4	185	19	491	25.84
Steve	Marshall		Pre-83	162	2998	121	24.78	14	317	45	960	21.33
Benn	Martiniello		2008-09	20	147	14	10.50	6	83	15	447	29.80
John	Martiniello		2008-09	25	105	9	11.67	3	12	2	86	43.00
Laz	Martsoulis		1991-92	10	247	9	27.44	0	7	1	42	42.00
J.	Mason		1989-90	4	15	5	3.00	2	31	9	125	13.89
Jeff	May		2006-07	6	5	3	1.67	1	4	0	22	0.00
Ashley	Mayne		Pre-83	70	288	54	5.33	6	14	2	64	32.00
Laurie	Mayne		Pre-83	161	4383	128	34.24	13	302	51	1028	20.16
K.	McAlpine		1981-82	1	0	1	0.00	1	7	2	28	14.00
Tony	McAsey		1983-84	6	36	3	12.00	1	5	3	13	4.33
Matt	McAuliffe		2001-02	6	25	7	3.57	6	2	0	8	0.00
Ian	McBain		1998-99	1	0	1	0.00	1	0	0	0	0.00
Craig	McBean		1987-88	17	334	17	19.65	2	41	2	173	86.50
Russell	McBride		1986-87	1	33	1	33.00	0	3	0	11	0.00
Peter	McCann		1986-87	1	0	0	0.00	0	5	1	16	16.00
Grahame	McCulloch		2007-08	2	0	1	0.00	1	1	0	1	0.00
C.	McDonald		1986-87	2	4	1	4.00	0	0	0	0	0.00
J.	McDonald		1985-86	1	38	1	38.00	0	17	2	28	14.00
Tanya	McDonald		2009-10	37	130	23	5.65	11	116	19	593	31.21
Wayne	McDonald		2008-09	8	32	5	6.40	0	46	3	213	71.00
Mark	McDougall		1985-86	14	331	11	30.09	0	28	9	73	8.11
Luke	McGinty		2011-12	1	2	1	2.00	0	1	0	1	0.00
R.	McGrath		1981-82	2	7	2	3.50	0	0	0	0	0.00
Peter	McGuirk		1974-75	49	610	43	14.19	8	177	54	969	17.94
Aaron	McHutchison		2004-05	6	2	3	0.67	2	17	3	50	16.67
Bill	McInerney		1986-87	1	6	1	6.00	0	0	0	0	0.00
Liam	McIntosh		2009-10	16	166	16	10.38	6	51	12	146	12.17
Nick	McIntyre		1983-84	4	48	4	12.00	1	0	0	0	0.00
Jaycob	McKay		2011-12	9	18	7	2.57	4	84	14	267	19.07
Daniel	McKenzie		2010-11	3	37	1	37.00	1	0	0	0	0.00
Geoff	McKenzie		1986-87	4	53	5	10.60	1	0	0	0	0.00
Jim	McKenzie	Stynesy	1984-85	221	1836	99	18.55	19	2204	350	6560	18.74
Geoff	McKeown	Charlie	1998-99	140	2999	135	22.21	22	16	2	107	53.50
Nicole	McLachlan		2007-08	39	354	32	11.06	4	153	36	734	20.39
Doug	McLaggan		1989-90	69	690	54	12.78	8	748	122	2217	18.17
Scott	McLaggan		1990-91	2	88	1	88.00	0	6	0	24	0.00
Ken	McLeod		1971-72	70	1122	78	14.38	11	370	92	1613	17.53
Rod	McLeod		1971-72	140	3471	137	25.34	12	241	41	909	22.17
Scott	McLeod		1989-90	75	787	41	19.20	6	655	105	1861	17.72
Keith	McManamny		Pre-83	70	551	39	14.13	6	851	173	3404	19.68
Drew	McMurdo		2003-04	6	83	6	13.83	0	7	2	51	25.50
Grant	McMurdo		2003-04	10	111	9	12.33	2	52	7	351	50.14
Samip	Mehta		2011-12	6	23	6	3.83	3	28	6	87	14.50
Vishal	Mehta	Big Vish	2010-11	24	311	22	14.14	2	163	26	362	13.92
R.	Meldrum		1981-82	7	75	10	7.50	3	3	0	22	0.00
Kevin	Memery		2008-09	28	204	17	12.00	4	0	0	0	0.00
Thomas	Memery		2009-10	24	333	21	15.86	3	5	0	30	0.00
Lou	Mertikas		1988-89	9	123	8	15.38	2	19	6	71	11.83
Frank	Meyers		1996-97	8	92	6	15.33	1	0	0	0	0.00
Greg	Meyers	Shuma	Pre-83	229	2534	150	16.89	25	12	5	82	16.40
M.	Meyers		Pre-83	10	37	1	37.00	0	126	10	397	39.70
Chris	Micallef		2008-09	23	66	20	3.30	4	15	4	99	24.75
Terry	Michail		Pre-83	78	1021	59	17.31	10	674	164	2616	15.95
Gary	Miladinovic		2002-03	2	61	3	20.33	1	24	8	55	6.88
Brad	Miles		1995-96	12	27	3	9.00	1	64	7	191	27.29
George	Miller		1996-97	4	20	3	6.67	0	19	1	87	87.00
Nathan	Miller		2012-13	8	7	5	1.40	3	2	2	32	16.00
Nick	Millman		2012-13	3	24	1	24.00	0	6	2	47	23.50
Alan	Milne		2009-10	18	36	7	5.14	4	45	8	308	38.50
Bryan	Milne		2009-10	28	158	21	7.52	5	94	17	424	24.94
Trent	Milne		2011-12	25	686	24	28.58	1	15	3	83	27.67
Daniel	Mitchell		1999-00	12	6	3	2.00	1	120	21	406	19.33

All Time Statistics - to end season 2012/13

Name	Surname	Nickname	Debut	Games	Runs	Comp. Ins	Bat Ave	Ducks	Overs	Wkts	Runs Off	Bowl Ave
Gail	Mitchell		2009-10	2	0	0	0.00	0	0	0	0	0.00
Joshua	Moloney		2012-13	1	4	1	4.00	0	5	0	25	0.00
Simon	Mongan		2011-12	3	7	2	3.50	0	2	0	9	0.00
Brian	Moore		1976-77	24	149	24	6.21	3	0	0	0	0.00
Grant	Moore		1998-99	46	818	36	22.72	5	142	10	466	46.60
Jan	Moore		2008-09	8	21	6	3.50	3	2	0	17	0.00
Vicki	Moore		2008-09	40	31	23	1.35	15	36	3	345	115.00
Vance	Moran		1996-97	1	2	1	2.00	0	0	0	0	0.00
Peter	Morrison		1990-91	26	436	22	19.82	3	34	8	149	18.63
Jim	Morton		2007-08	3	25	3	8.33	1	4	1	33	33.00
Julian	Muldoon		2004-05	1	76	0	0.00	0	7	3	18	6.00
Kerry	Munday		1998-99	54	600	33	18.18	4	394	65	1318	20.28
Matt	Munday		2006-07	2	0	0	0.00	0	0	0	0	0.00
Robert	Munday		2006-07	2	0	1	0.00	1	7	2	43	21.50
Lina	Muratore		2007-08	22	85	18	4.72	5	2	1	11	11.00
D.	Murphy		1996-97	1	0	1	0.00	1	2	0	9	0.00
Eamonn	Murphy		2010-11	3	8	1	8.00	0	6	0	37	0.00
Edgar	Myer		2011-12	2	10	3	3.33	1	8	1	29	29.00

N

Bill	Nagel		Pre-83	141	3885	123	31.59	9	1512	282	4813	17.07
D.J	Nagle		1989-90	11	54	8	6.75	3	78	14	265	18.93
Darren	Nagle	Spud	1985-86	320	6118	252	24.28	19	2615	428	6760	15.79
Terry	Nagle	Tex	Pre-83	143	950	57	16.67	7	1782	319	5023	15.75
Rakesh	Naidu		2007-08	7	66	6	11.00	2	32	8	158	19.75
Jesse	Nankivell-Sandoz	Hyphen	2003-04	102	864	72	12.00	18	538	92	2415	26.25
Craig	Neil		1981-82	1	3	1	3.00	0	0	0	0	0.00
Colin	Netherclift		1971-72	64	1021	55	18.56	8	694	201	3523	17.53
Steve	Neville		1986-87	73	1136	73	15.56	2	3	1	26	26.00
Tom	Neville		1987-88	60	189	21	9.00	5	623	105	1759	16.75
Jack	Newman		2012-13	5	6	3	2.00	0	16	2	100	50.00
Noel	Newton		1991-92	28	415	27	15.37	2	2	0	23	0.00
Fred	Nicholls		1980-81	19	237	23	10.30	5	34	18	332	18.44
Steven	Nickelson		2010-11	25	465	16	29.06	3	3	0	16	0.00
Greg	Nicol		2006-07	49	239	37	6.46	12	332	51	1381	27.08
Jeff	Nicol		1985-86	88	582	74	7.86	19	184	39	924	23.69
Mark	Nicol		2002-03	5	51	6	8.50	4	6	0	55	0.00
Paul	Nicol	Pickle	1986-87	151	2085	93	22.42	11	1521	210	4314	20.54
Sharon	Nicol		2007-08	4	1	2	0.50	2	4	0	22	0.00
Wayne	Nicol	Wayne Leslie	1997-98	125	1554	89	17.46	15	872	132	2878	21.80
Eleni	Nicolaou		2007-08	1	0	0	0.00	0	0	0	0	0.00
Travis	Nolan		1998-99	3	0	0	0.00	0	8	0	16	0.00
Warwick	Nolan	Viv	1981-82	225	6194	165	37.54	10	14	1	84	84.00
Garry	Noonan	Noodles	1981-82	45	619	43	14.40	7	8	2	26	13.00
Jack	Noonan		2008-09	1	0	1	0.00	1	0	0	0	0.00
Jim	Noonan		1974-75	10	156	8	19.50	1	60	23	187	8.13
Mathew	Norrish		2010-11	4	64	3	21.33	0	11	4	44	11.00
Damien	Nott		1986-87	14	63	6	10.50	2	3	0	29	0.00
Eddie	Nott		1987-88	101	1100	70	15.71	13	658	114	1824	16.00

O

Danny	O'Boyle		1993-94	4	72	4	18.00	1	49	4	143	35.75
Jenny	O'Brien		2007-08	34	87	18	4.83	9	0	0	0	0.00
John	O'Brien		2004-05	59	554	45	12.31	5	448	90	1599	17.77
Reilly	O'Brien		2008-09	16	165	8	20.63	1	86	10	409	40.90
Sam	O'Brien		2005-06	56	591	31	19.06	6	340	74	1201	16.23
Scott	O'Connell		2004-05	12	10	4	2.50	3	6	2	52	26.00
Sean	O'Connor		2012-13	5	82	4	20.50	1	0	0	0	0.00
Chris	O'Haire		2003-04	23	171	18	9.50	1	80	9	339	37.67
Damian	O'Haire		2001-02	5	63	4	15.75	2	18	6	138	23.00
Michael	O'Haire		2001-02	23	114	16	7.13	7	141	22	577	26.23
Mark	O'Kane		2007-08	1	20	1	20.00	0	0	0	0	0.00
Peter	O'Kane	POK	2008-09	39	724	30	24.13	1	359	66	1013	15.35
Sean	O'Kane		2007-08	69	1678	57	29.44	8	160	41	732	17.85
Michael	O'Keefe		1986-87	5	96	5	19.20	1	8	0	30	0.00
David	O'Meara		2008-09	5	8	1	8.00	0	0	0	0	0.00
Mitchell	O'Meara		2008-09	7	103	4	25.75	0	7	1	49	49.00
Paul	O'Meara		2007-08	1	33	1	33.00	0	0	0	0	0.00
A.	O'Neill		2002-03	1	50	0	0.00	0	0	0	0	0.00
David	Onley		1991-92	13	104	9	11.56	0	49	8	332	41.50
Brian	O'Reilly		1971-72	56	1230	63	19.52	11	29	7	195	27.86
Peter	Ornsby	Animal	Pre-83	35	218	22	9.91	5	273	38	669	17.61

All Time Statistics - to end season 2012/13

80

Name	Surname	Nickname	Debut	Games	Runs	Comp. Ins	Bat Ave	Ducks	Overs	Wkts	Runs Off	Bowl Ave
Richard	Reddish		1996-97	44	338	42	8.05	10	140	37	562	15.19
Rod	Reddish		1971-72	1	51	1	51.00	0	3	1	19	19.00
Tom	Reilly		2009-10	3	25	3	8.33	2	23	3	68	22.67
Charlie	Reitano		Pre-83	23	283	20	14.15	0	26	2	79	39.50
Frankie	Reitano		2007-08	14	272	14	19.43	3	139	23	456	19.83
Joe	Reitano		2000-01	10	244	8	30.50	1	70	18	241	13.39
Brian	Rennex	Crackers	Pre-83	29	362	27	13.41	5	185	36	677	18.81
Joshua	Rennex		2008-09	1	13	1	13.00	0	0	0	0	0.00
L.	Reynolds		1996-97	1	3	1	3.00	0	3	1	17	17.00
J.	Richards		1986-87	8	37	6	6.17	2	4	0	17	0.00
D.	Richardson		1991-92	1	55	1	55.00	0	5	0	23	0.00
Glenn	Richmond		2007-08	4	88	4	22.00	0	40	3	97	32.33
Darren	Rinaldi		2011-12	5	42	5	8.40	0	62	14	180	12.86
J.	Ritchie		1983-84	2	4	1	4.00	0	0	0	0	0.00
Stuart	Rixon		2012-13	5	185	4	46.25	0	28	8	122	15.25
Daniel	Rizk		2004-05	1	16	0	0.00	0	0	0	0	0.00
David	Roach		2009-10	5	201	7	28.71	2	2	0	4	0.00
John	Roberts		2006-07	18	188	13	14.46	2	57	10	183	18.30
Sandi	Robertson		2007-08	12	12	11	1.09	6	3	0	22	0.00
Andrew	Rock		1987-88	2	31	2	15.50	0	5	0	25	0.00
Gary	Rodgers		1984-85	19	93	14	6.64	3	127	22	391	17.77
Peter	Rogan		1985-86	94	1778	81	21.95	11	33	4	159	39.75
Paul	Roll		1987-88	9	42	8	5.25	1	10	1	45	45.00
Franco	Romano		2000-01	1	0	0	0.00	0	0	0	0	0.00
Lino	Romano		2001-02	1	26	1	26.00	0	2	0	10	0.00
Ian	Ross		2008-09	1	0	0	0.00	0	1	1	7	7.00
Sean	Ross		2008-09	1	17	1	17.00	0	4	1	25	25.00
Mick	Rossito		1980-81	1	9	1	9.00	0	3	0	19	0.00
Paul	Rossito		Pre-83	19	254	23	11.04	4	88	13	293	22.54
David	Rossitto		2010-11	1	0	1	0.00	1	0	0	0	0.00
Simon	Rossitto		2010-11	3	1	2	0.50	1	0	0	0	0.00
Adrian	Rotunno		2009-10	2	25	3	8.33	1	2	0	8	0.00
Sally	Rotunno		2007-08	14	79	10	7.90	3	5	1	58	58.00
Chris	Rowe		1995-96	11	347	11	31.55	0	45	7	107	15.29
Brendan	Rowlands		1999-00	13	223	12	18.58	3	14	5	66	13.20
Harry	Royal		2004-05	2	1	0	0.00	0	0	0	0	0.00
David	Royle	Choco	2008-09	11	12	4	3.00	2	34	8	149	18.63
Craig	Rule		1997-98	58	207	30	6.90	7	13	5	55	11.00
Patrick	Russell		2009-10	26	100	18	5.56	6	135	25	586	23.44
Shannon	Russell		2002-03	3	58	5	11.60	1	3	0	34	0.00
Will	Ryall		2005-06	2	0	1	0.00	1	2	0	23	0.00
Danny	Ryan		1997-99	21	132	13	10.15	0	162	25	617	24.68
David	Ryan		Pre-83	51	534	37	14.43	4	282	55	1016	18.47
Luke	Ryan		2000-01	12	75	9	8.33	2	79	18	273	15.17
Nick	Ryan		1977-78	6	39	6	6.50	0	0	0	0	0.00
Robert	Ryan		1997-98	14	186	11	16.91	3	1	0	1	0.00
Tim	Ryan		2009-10	38	169	33	5.12	8	207	36	924	25.67

S												
Joe	Sabato		1981-82	3	4	2	2.00	1	0	0	0	0.00
Ivan	Saddler		1996-97	21	340	17	20.00	3	196	32	586	18.31
John	Sadler		1999-00	14	206	11	18.73	0	0	0	0	0.00
Riaz	Salar-Uddin		2012-13	5	3	3	1.00	2	2	0	16	0.00
R.	Salatia		1989-90	2	26	2	13.00	1	0	0	0	0.00
A.	Saliba		2000-01	1	0	1	0.00	1	5	1	27	27.00
Steve	Salkas		2010-11	2	11	2	5.50	0	8	2	16	8.00
J.	Salvo		Pre-83	1	0	1	0.00	1	0	0	0	0.00
Lucky	Samarasighe		2002-03	5	35	7	5.00	2	2	1	9	9.00
Dino	Sapuppo	The Valve	2003-04	111	1062	79	13.44	20	472	75	1816	24.21
Rupoj	Sarbaswa		2007-08	7	3	3	1.00	1	15	1	92	92.00
Harvey	Saward		1991-92	15	458	14	32.71	0	32	4	169	42.25
Enzo	Scalzo		1987-88	9	121	8	15.13	0	0	0	0	0.00
P.	Scardilli		1981-82	9	113	8	14.13	1	0	0	0	0.00
Fabian	Scaunich		2005-06	3	5	1	5.00	1	12	2	71	35.50
Mark	Schuliga	Shags	1997-98	81	946	47	20.13	11	1011	150	2992	19.95
David	Schumann		2000-01	8	87	10	8.70	1	33	3	170	56.67
Bob	Sciacchitano	Shicka	1985-86	253	4538	229	19.82	24	871	155	3536	22.81
Cameron	Scott		2007-08	3	44	2	22.00	0	0	0	0	0.00
Shane	Searle		1985-86	6	52	5	10.40	1	55	10	185	18.50
Robert	Semmens		1986-87	16	415	18	23.06	1	4	0	34	0.00
Geoff	Serong		1983-84	6	373	6	62.17	0	35	2	81	40.50
Imran	Shahid		2008-09	1	21	1	21.00	0	0	0	0	0.00

All Time Statistics - to end season 2012/13

Name	Surname	Nickname	Debut	Games	Runs	Comp. Ins	Bat Ave	Ducks	Overs	Wkts	Runs Off	Bowl Ave
D.	Shalders		1986-87	4	51	5	10.20	1	0	0	0	0.00
Rajat	Sharma		2005-06	11	94	9	10.44	2	77	22	336	15.27
Rahul	Sharma	Sunny	2005-06	67	1709	59	28.97	7	283	63	1077	17.10
Bernie	Sheldon		Pre-83	31	133	18	7.39	6	80	25	276	11.04
Wayne	Sheldon		1985-86	28	145	12	12.08	5	197	41	690	16.83
Peta	Shephard		2010-11	8	6	2	3.00	1	5	1	31	31.00
Darren	Sheppard		Pre-83	71	1131	72	15.71	10	23	3	123	41.00
Terry	Sheppard		Pre-83	29	245	17	14.41	2	206	32	641	20.03
Antony	Sherer	Publican	2007-08	49	295	26	11.35	8	476	69	1421	20.59
Jo	Sherer		2009-10	1	0	1	0.00	1	0	0	0	0.00
Greg	Shultz		1984-85	41	576	33	17.45	3	7	2	29	14.50
Sam	Silvestro		1986-87	5	22	5	4.40	2	0	0	0	0.00
Christopher	Sinclair		2002-03	16	123	12	10.25	4	65	12	391	32.58
Pardeep	Singh		2012-13	13	113	9	12.56	0	50	20	135	6.75
Daniel	Siomos		1999-00	4	50	4	12.50	0	0	0	0	0.00
Matt	Siomos		1998-99	23	473	22	21.50	0	1	0	6	0.00
D.	Sirlakogou		1996-97	1	0	0	0.00	0	0	0	0	0.00
Richard	Skipworth		1996-97	4	64	3	21.33	1	3	0	15	0.00
B.	Slamin		1989-90	2	29	3	9.67	1	7	1	42	42.00
Darrin	Sleeth		1986-87	4	51	4	12.75	1	45	7	172	24.57
Andre	Smith		2010-11	1	5	1	5.00	0	6	3	14	4.67
B.	Smith		1981-82	2	4	1	4.00	0	0	0	0	0.00
Geoff	Smith	Jethro	2001-02	79	729	53	13.75	10	905	130	2466	18.97
Peter	Smith	Postcode	2001-02	126	426	53	8.04	20	1069	221	3679	16.65
R.	Smith		1996-97	4	82	4	20.50	0	3	2	14	7.00
Troy	Smith		2012-13	9	170	7	24.29	1	105	10	324	32.40
Brad	Snell		2008-09	2	1	2	0.50	1	0	0	0	0.00
Craig	Sonnberg		2008-09	10	109	5	21.80	2	59	10	263	26.30
Greg	Sorenson	Storm	2008-09	9	91	6	15.17	2	6	1	69	69.00
Julia	Spagna		2009-10	3	11	2	5.50	1	0	0	0	0.00
Lisa	Spagna		2007-08	31	115	23	5.00	8	84	4	612	153.00
Mark	Spagna		2006-07	46	673	40	16.83	6	134	26	516	19.85
Subra	Sreenivasan		2008-09	16	89	13	6.85	3	7	2	61	30.50
Chris	Stafford		2005-06	37	485	22	22.05	4	517	72	1415	19.65
Maddie	Stafford		2007-08	18	25	14	1.79	8	56	2	399	199.50
Darren	Staggard		1986-87	4	3	3	1.00	1	6	0	25	0.00
Shannon	Stevens		1990-91	21	204	15	13.60	1	139	20	676	33.80
David	Storey		1971-72	13	153	10	15.30	1	36	12	158	13.17
Mark	Storey		1992-93	1	0	0	0.00	0	0	0	0	0.00
Ray	Storey	Stores	1971-72	185	4501	186	24.20	12	533	130	1801	13.85
Stewart	Storey		1991-92	60	871	45	19.36	13	108	15	489	32.60
Joel	Streete		2003-04	12	223	13	17.15	0	6	3	45	15.00
Theresia	Strobel		2009-10	4	4	3	1.33	1	0	0	0	0.00
Sean	Stroud		1998-99	27	310	17	18.24	2	2	0	26	0.00
Jim	Stuart		Pre-83	22	363	21	17.29	0	25	3	99	33.00
Grant	Stubbs		2008-09	1	0	0	0.00	0	1	1	15	15.00
Russell	Stubbs		2008-09	1	0	1	0.00	1	1	0	13	0.00
Cameron	Sturrock		2007-08	6	6	3	2.00	1	28	4	131	32.75
Garry	Sturrock		2007-08	5	100	5	20.00	0	3	0	15	0.00
Marc	Sumner		1981-82	1	0	0	0.00	0	3	1	24	24.00
Chris	Surace		2009-10	1	1	1	1.00	0	1	0	24	0.00
Alan	Sutherland		1974-75	55	988	68	14.53	8	75	16	424	26.50
Chris	Sutherland		2008-09	4	92	2	46.00	0	25	6	115	19.17
Ian	Sutherland	Sudsy	1974-75	237	4904	233	21.05	27	71	20	409	20.45
S.	Sutton		1986-87	10	22	5	4.40	0	0	0	0	0.00
Krishna	Swaminathan		2009-10	17	144	14	10.29	5	9	4	59	14.75
Paul	Sweet		2001-02	3	83	4	20.75	0	0	0	0	0.00
Andrew	Syme		1979-80	8	43	6	7.17	0	81	14	286	20.43
Liam	Symes		2012-13	4	6	2	3.00	1	0	0	0	0.00
Ron	Szulc		1986-87	11	53	9	5.89	2	29	5	138	27.60
T												
Walid	Taha		2004-05	1	3	1	3.00	0	1	1	4	4.00
David	Talbot		Pre-83	104	978	87	11.24	13	38	9	163	18.11
John	Talone	Odie	1987-88	279	4516	253	17.85	26	80	12	420	35.00
Carolyn	Tan		2008-09	15	7	8	0.88	6	41	4	290	72.50
Belinda	Tankard		2007-08	21	49	11	4.45	5	18	0	191	0.00
Kurtis	Tankard		2008-09	14	48	7	6.86	0	84	9	340	37.78
Sam	Tankard		1997-98	5	175	3	58.33	0	24	7	72	10.29
Michael	Tanner		2007-08	1	1	1	1.00	0	6	2	31	15.50
J.	Tarish		1986-87	2	1	1	1.00	0	0	0	0	0.00
Bob	Tarrant		Pre-83	19	304	16	19.00	3	45	9	230	25.56

All Time Statistics - to end season 2012/13

Name	Surname	Nickname	Debut	Games	Runs	Comp. ins	Bat Ave	Ducks	Overs	Wkts	Runs Off	Bowl Ave
Stephen	Tassos		2009-10	31	179	28	6.39	6	18	1	142	142.00
Ann	Tattersall		2010-11	6	11	4	2.75	1	0	0	0	0.00
Sainath	Tavate		2009-10	23	69	14	4.93	5	42	14	221	15.79
David	Taylor		2002-03	15	133	16	8.31	2	42	4	250	62.50
Jessica	Taylor		2011-12	7	0	4	0.00	4	2	0	29	0.00
Nicholas	Taylor		2008-09	36	58	20	2.90	10	25	2	188	94.00
Patrick	Taylor	Boss	2008-09	57	338	39	8.67	10	421	79	1432	18.13
Rob	Taylor	Rob Be Bank	1995-96	67	989	50	19.78	7	510	78	1818	23.31
Tom	Taylor		1995-96	36	527	33	15.97	3	128	13	622	47.85
Neil	Tee		2009-10	3	2	2	1.00	1	2	0	18	0.00
N.	Tegovski		2001-02	1	6	1	6.00	0	0	0	0	0.00
Mario	Tenace		1996-97	34	1062	21	50.57	2	205	36	1078	29.94
Adam	Tennenini		2004-06	15	163	13	12.54	2	5	2	64	32.00
Danny	Terzini	Busy	1991-92	234	4213	218	19.33	30	107	19	506	26.63
Alan	Thomas		2003-04	9	15	7	2.14	3	0	0	0	0.00
Ben	Thomas		2003-04	111	2146	109	19.69	11	137	17	559	32.88
Jack	Thomas		2012-13	6	16	4	4.00	2	10	1	47	47.00
Matthew	Thomas	Hollywood	2001-02	115	2675	109	24.54	19	239	45	998	22.18
Chris	Thompson		1984-85	9	187	8	23.38	1	0	0	0	0.00
Geoff	Thompson		1988-89	26	296	18	16.44	1	200	29	670	23.10
Perry	Thomson		2008-09	1	29	1	29.00	0	7	1	30	30.00
Daniel	Thorneycroft		2011-12	1	1	1	1.00	0	4	0	20	0.00
James	Thorneycroft		2008-09	50	71	35	2.03	18	372	68	1316	19.35
Victoria	Thorneycroft		2007-08	43	51	23	2.22	14	27	2	252	126.00
Simon	Thornton		2009-10	41	53	12	4.42	6	466	77	1236	16.05
David	Threlfall		2003-04	1	4	2	2.00	0	1	0	14	0.00
Jake	Toa		2011-12	1	5	1	5.00	0	6	0	21	0.00
Maurice	Tobin		1985-86	2	58	3	19.33	1	13	0	49	0.00
Daryl	Tormey		2007-08	1	0	0	0.00	0	0	0	0	0.00
John	Tormey		1971-72	10	24	8	3.00	2	0	0	0	0.00
Dominic	Tosca		2011-12	2	13	0	0.00	0	8	0	48	0.00
Francis	Tran		2004-05	42	437	38	11.50	12	194	27	823	30.48
John	Tranevski		1986-87	4	154	4	38.50	0	26	6	115	19.17
Todd	Trimble		1998-99	8	97	6	16.17	1	122	29	319	11.00
Michael	Troost		2009-10	1	11	1	11.00	0	0	0	0	0.00
Emma	Turton		2009-10	1	0	0	0.00	0	0	0	0	0.00
Ashwin	Tyagi		2006-07	1	14	1	14.00	0	6	1	19	19.00
Mark	Tyrell		1995-96	5	7	3	2.33	1	6	3	31	10.33
Michael	Tyrell		1995-96	6	135	5	27.00	1	30	6	88	14.67
U												
Ihtisham	Uddin		2010-11	23	688	21	32.76	1	231	49	487	9.94
V												
Joseph	Van Loon		2005-06	42	593	35	16.94	4	232	49	864	17.63
G.	Vandonakker		1994-95	34	520	31	16.77	4	198	40	781	19.53
Beau	Velona		2007-08	65	370	55	6.73	16	282	49	1287	26.27
Tony	Villani		2005-06	19	213	16	13.31	2	47	10	222	22.20
W												
Heidi	Waddell		2009-10	3	0	1	0.00	1	3	0	21	0.00
T.	Wade		1992-93	1	0	0	0.00	0	0	0	0	0.00
Anthony	Wakeling		1987-88	30	259	18	14.39	3	412	54	1168	21.63
Chris	Wakeling		1989-90	20	174	15	11.60	2	212	32	644	20.13
Mark	Wakeling	Wacka	1984-85	168	3126	123	25.41	18	151	26	587	22.58
Adele	Walker		2007-08	13	18	9	2.00	7	5	0	41	0.00
Andrew	Walker		1979-80	23	733	25	29.32	1	158	41	530	12.93
Andrew G.	Walker		2003-04	25	171	23	7.43	8	195	24	830	34.58
David	Walker		2000-01	10	72	10	7.20	2	31	5	150	30.00
Graeme	Walker	Charlie	2002-03	80	131	33	3.97	13	22	5	145	29.00
Greg	Walker		Pre-83	23	299	19	15.74	4	7	0	23	0.00
Guy	Walker		2007-08	1	12	1	12.00	0	5	4	33	8.25
K.	Walker		1986-87	16	281	13	21.62	4	0	0	0	0.00
Murray	Walker	Muzza	2000-01	96	915	64	14.30	3	637	125	2352	18.82
Nigel	Walker		2002-03	80	399	48	8.31	11	362	73	1446	19.81
J.	Walsh		1981-82	3	13	2	6.50	0	8	2	45	22.50
Andrew	Walsham		2005-06	4	25	3	8.33	0	0	0	0	0.00
B.	Walter		1996-97	2	2	2	1.00	1	5	1	27	27.00
Dale	Ward		1984-85	12	580	13	44.62	1	131	19	404	21.26
Diane	Ward		2009-10	13	31	9	3.44	5	25	0	191	0.00
Stephen	Ward	Wardy	2010-11	45	558	41	13.61	6	261	62	1055	17.02
Tom	Ward		Pre-83	27	170	23	7.39	4	9	2	36	18.00

All Time Statistics - to end season 2012/13

83

Name	Surname	Nickname	Debut	Games	Runs	Comp. Ins	Bat Ave	Ducks	Overs	Wkts	Runs Off	Bowl Ave
Colin	Watson		2010-11	1	7	1	7.00	0	4	1	36	36.00
S.	Watt		1985-86	4	152	5	30.40	0	85	15	170	11.33
J.	Watts		1996-97	1	6	1	6.00	0	3	2	17	8.50
Peter	Waudby		1989-90	5	73	5	14.60	0	0	0	0	0.00
Kevin	Webb		1989-90	19	310	17	18.24	1	56	9	248	27.56
Heath	Webb-Johnson	Frodo	2006-07	46	1049	44	23.84	1	23	7	110	15.71
James	Webster		2011-12	10	9	8	1.13	5	29	4	209	52.25
Nicholas	Webster		2011-12	13	47	10	4.70	3	32	7	167	23.86
Lucky	Welivitiya		2003-04	1	0	1	0.00	1	2	0	14	0.00
Sam	Wellard		2001-02	39	90	19	4.74	0	495	66	1368	20.73
Matthew	Wenlock		2011-12	11	80	7	11.43	2	11	3	45	15.00
Shane	Westlow	Westy	1986-87	86	209	35	5.97	9	919	144	2429	16.87
Nicholas	Whalley		2009-10	3	13	3	4.33	1	8	3	50	16.67
Peter	Whebell		2010-11	24	210	21	10.00	4	89	14	459	32.79
Troy	Whillance		1992-93	2	21	1	21.00	0	7	3	40	13.33
M.	White		1984-85	3	0	1	0.00	1	1	0	5	0.00
Radford	White		1983-84	5	36	4	9.00	0	19	9	50	5.56
T.	Whitfield		1997-98	3	18	1	18.00	0	13	1	77	77.00
Mark	Whiting		1975-76	12	53	11	4.82	4	7	1	21	21.00
A.	Whitton		1998-99	1	4	1	4.00	0	0	0	0	0.00
Hugh	Wignall		2001-02	2	4	2	2.00	1	16	2	68	34.00
Casey	Wilcock		2008-09	7	4	2	2.00	0	5	1	51	51.00
Joel	Wilford		2010-11	13	262	14	18.71	2	18	7	78	11.14
Justin	Willee		1991-92	74	1027	54	19.02	9	20	3	118	39.33
Glen	Willett		1995-96	26	562	27	20.81	1	175	27	677	25.07
C.	Williams		1998-99	1	2	1	2.00	0	3	0	10	0.00
M.	Williams		2002-03	1	19	1	19.00	0	0	0	0	0.00
Shane	Williams		1990-91	88	2213	80	27.66	3	16	3	56	18.67
David	Williamson		1986-87	10	168	7	24.00	0	98	18	361	20.06
Paul	Williamson		1987-88	14	191	10	19.10	0	98	25	359	14.36
Adam	Wilson		2012-13	9	57	7	8.14	3	1	0	7	0.00
Bill	Wilson		2006-07	7	21	6	3.50	1	4	2	31	15.50
Dave	Wilson		2008-09	2	12	1	12.00	0	8	0	46	0.00
Jon	Wilson		1987-88	3	81	3	27.00	0	32	10	139	13.90
Ken	Wilson		1973-74	8	144	10	14.40	2	0	0	0	0.00
Ned	Wilson		2006-07	7	62	7	8.86	2	15	3	110	36.67
Neil	Wilson		2004-05	5	16	4	4.00	0	2	0	35	0.00
Sally	Wilson		2007-08	27	79	24	3.29	10	72	6	489	81.50
Tom	Wilson		2006-07	2	26	1	26.00	0	10	3	28	9.33
Paul	Wood		Pre-83	94	1244	86	14.47	9	12	4	38	9.50
Chris	Wright		2000-01	13	299	17	17.59	1	13	1	32	32.00
Dylan	Wright		2012-13	1	0	0	0.00	0	0	0	0	0.00
Ewin	Wright		1977-78	11	219	14	15.64	1	3	0	18	0.00
Norm	Wright	Tong	2007-08	61	645	37	17.43	2	544	83	1669	20.11
Peter	Wright		2007-08	20	203	11	18.45	0	105	17	234	13.76
W.	Wrigley		1987-88	3	5	2	2.50	0	5	1	22	22.00

Z												
Dario	Zaccari	Darz	2006-07	7	19	5	3.80	3	7	0	82	0.00
Stefano	Zaccari		2007-08	4	2	2	1.00	0	0	0	0	0.00
Paul	Zarro		1996-97	3	55	3	18.33	1	19	2	83	41.50

A total of 1011 players have played senior cricket with the Moonee Valley Cricket Club.

*Allan Bourke and Shaun Bourke were listed in previous Wisdens as Burke

*Tien Polonidis was listed in Wisdens prior to 2011/12 as Tien Ha.

*Natalie Demarte was listed in Wisdens prior to 2011/12 as Natalie Waite.

Season Review 2012/13

(continued from Page 43)

This is a creditable performance, but still a far cry from 2009/10, when we were flush with junior teams and 36 young men and women pulled on the senior whites.

Of this season's crop of 18, the 2012/13 season was the occasion of their senior debut for 12 of them. A further 22 players this season are past graduates from our junior program.

Our juniors had a mixed bag this season, with both Under 12 teams bowing out in the first week of the finals. Our Under 16s made it to the Grand Final after a slow start to the season, but in a heartbreaking result, lost the GF by just one run when the last ball of the day was nicked over gully for a boundary. There was further drama when the result initially showed the score was tied, but scrutineers rechecked the figures and awarded the game to Maribyrnong Park.

Our Junior Player of the Year – the winner of the Sherer Family Award – was Matt Wenlock from the Under 16s, who also spent most of the season in the Seconds.

Matt scored 444 runs to set a new club record for most junior runs in a season, beating the previous high mark of 440 set by Tom King in 2003/04.

**Continued, Page 85

Bowling Records

Most Runs Off a Moonee Valley Bowler in a Single Over

Kevin Gardiner	Fifth Eleven	vs Moonee Valley 4ths	32 runs	2006-07
Steven Ball	Sixth Eleven	vs St.Andrews	30 runs	2005-06
James Thomeycroft	Sixth Eleven	vs Buckley Park	30 runs	2011-12
Peter Gardiner	Fourth Eleven	vs Tullamarine	29 runs	1997-98
Brian Moore	Second Eleven	vs Moomba Park	28 runs	1976-77
Alexei Borrell	Fourth Eleven	vs Coolaroo	28 runs	2005-06
Victoria Thomeycroft	North West	vs Spotswood	27 runs	2009-10
Damien O'Haire	Fourth Eleven	vs Flemington Colts	26 runs	2002-03
Joe Van Loon	Fourth Eleven	vs Coolaroo	26 runs	2005-06
Nigel Walker	Ninth Eleven	vs St Mary's	26 runs	2010-11
Peter Gardiner	Fourth Eleven	vs Tullamarine	25 runs	1997-98
John O'Brien	Fourth Eleven	vs Coolaroo	25 runs	2005-06
Jim McKenzie	Seventh Eleven	vs Pascoe Vale	25 runs	2008-09
Dino Sapuppo	Fifth Eleven	vs Barkly St Uniting	25 runs	2009-10
Murray Walker	Fourth Eleven	vs Maribyrnong Park	24 runs	2000-01
William Lai	Third Eleven	vs Aberfeldie St.Johns	24 runs	2001-02
Tim Fisher	Fourth Eleven	vs Merlynston/Hadfield	24 runs	2003-04
Richard Cooney	Sixth Eleven	vs The Socials	24 runs	2004-05
Steven Ball	Sixth Eleven	vs The Socials	24 runs	2005-06
Kosta Bolis	Seventh Eleven	vs Sunshine Heights	24 runs	2005-06
Duncan Brown	Seventh Eleven	vs Glenroy	24 runs	2006-07
Brett Curran	Eighth Eleven	vs Avondale Heights	24 runs	2006-07
Pat Felmingham	Third Eleven	vs East Coburg	24 runs	2008-09
Victoria Thomeycroft	North West	vs Spotswood	23 runs	2009-10
Grant McMurdo	Fifth Eleven	vs St.Andrews	23 runs	2003-04
James Clarke	Fourth Eleven	vs West Coburg	23 runs	2004-05
Alex Johnson	Fourth Eleven	vs Aberfeldie St.Johns	23 runs	2005-06
Mark Cini	Sixth Eleven	vs St.Andrews	23 runs	2005-06
Bob Sciacchitano	Seventh Eleven	vs Haig Amateurs	23 runs	2005-06
Neil Wilson	Seventh Eleven	vs Pascoe Vale	23 runs	2005-06
Rod Gorham	Eighth Eleven	vs Strathmore Heights	23 runs	2010-11
Will Agius	Eighth Eleven	vs Pascoe Vale United	23 runs	2012-13
Jesse Felle	Fourth Eleven	vs Merlynston/Hadfield	22 runs	2003-04
James Clarke	Fourth Eleven	vs Coburg Amateurs	22 runs	2004-05
Ashley Grundy	Fifth Eleven	vs Strathmore Heights	22 runs	2004-05
Joel Costigan	Fifth Eleven	vs St. Francis	22 runs	2004-05
Dino Sapuppo	Third Eleven	vs Haig Amateurs	22 runs	2005-06
Jeff Nicol	Fourth Eleven	vs St Mary's	22 runs	2006-07
Steven Ball	Sixth Eleven	vs Strathmore Heights	22 runs	2006-07
Paul Hobbs	Eighth Eleven	vs Keilor	22 runs	2006-07
Sam O'Brien	Eighth Eleven	vs Avondale Heights	22 runs	2006-07
Mark Madden	Ninth Eleven	vs Jacana	22 runs	2007-08
Joe Ansaldo	Eighth Eleven	vs Strathmore Heights	22 runs	2010-11
Pat Taylor	Sixth Eleven	vs Sunshine Heights	22 runs	2010-11
Ashley Krollig	Sixth Eleven	vs Taylors Lakes	22 runs	2012-13

Most Catches in an Innings

Greg Meyers	First Eleven	vs Taylors Lakes	7 catches	1995-96
Rod McLeod	First Eleven	vs Airport West	6 catches	1974-75
Greg Meyers	First Eleven	vs Coolaroo	5 catches	1993-94
Mark Forster	First Eleven	vs Flemington	5 catches	2006-07
Danny Terzini	Second Eleven	vs Flemington	5 catches	2006-07

Twenty20 statistics Season 2012/13

85

Name	Surname	Matches	Runs	Innings	N.O.	Bat Ave	Catches	Overs	Wkts	Runs Agst	Bowl Ave
Nasir	Ahmed	2	74	2	0	37.00	1	8	0	73	-
Saeed	Akram	1	-	-	-	-	0	1	0	11	-
Saif	Ali	3	24	3	0	8.00	0	-	-	-	-
Paul	Bannister	1	-	-	-	-	1	3	0	10	-
Sam	Bishop	2	47	2	-	23.50	3	4	1	30	30.00
Daniel	Comande	3	9	3	1	4.50	2	8	2	68	34.00
Sam	Coventry-Poole	3	106	3	0	35.33	1	6	3	43	14.33
Jacob	de Niese	3	14	3	1	7.00	2	-	-	-	-
Channa	DeSilva	1	6	1	1	-	0	-	-	-	-
Mitchell	Evans	3	7	3	0	2.33	1	-	-	-	-
Umar	Farooq	3	17	2	1	17.00	0	5	1	31	31.00
Pat	Felmingham	1	46	1	0	46.00	0	-	-	-	-
Bede	Gannon	1	1	1	1	-	0	2	1	9	9.00
Mark	Gauci	4	39	3	-	13.00	0	6	5	67	13.40
Khalid	Hassan	5	141	5	0	28.20	1	11	2	73	36.50
James	Holt	3	9	2	0	4.50	1	3	1	20	20.00
Dean	Jukic	4	54	4	0	13.50	0	14	5	138	27.60
Murtaza	Khaliq	2	8	2	2	-	1	7	4	45	11.25
Tom	King	1	7	1	0	7.00	0	5	1	25	25.00
Michael	Klomp	2	4	2	-	2.00	1	1	1	12	12.00
Dean	Lawson	3	67	3	-	22.33	0	-	-	-	-
Muhammad	Maaz	4	71	4	1	23.67	1	14	4	102	25.50
Vishal	Mehta	1	15	1	0	15.00	0	1	1	12	12.00
Trent	Milne	3	24	2	0	12.00	1	-	-	-	-
Joshua	Moloney	1	5	1	0	5.00	0	2	0	38	-
Jesse	Nankivell-Sandor	2	21	2	1	21.00	1	3	0	51	-
Sean	O'Connor	2	58	2	0	29.00	1	-	-	-	-
Peter	O'Kane	2	7	1	0	7.00	0	2	0	20	-
George	Pearson	1	5	1	0	5.00	0	-	-	-	-
Jim	Polonidis	2	0	1	0	0.00	0	8	3	37	12.33
Craig	Pridham	3	72	3	0	24.00	0	12	0	90	-
Stuart	Rixon	3	47	3	-	15.67	1	10	4	88	22.00
Riaz	Salar-Uddin	1	7	1	1	-	0	-	-	-	-
Pardeep	Singh	4	33	4	0	8.25	0	8	3	91	30.33
Liam	Symes	1	1	1	1	-	0	-	-	-	-
Ben	Thomas	5	61	5	-	12.20	0	-	-	-	-
Matthew	Thomas	2	6	1	1	-	0	-	-	-	-
Simon	Thornton	3	25	1	1	-	0	10	2	112	56.00
Ihtisham	Uddin	5	79	5	1	19.75	0	14	3	106	35.33
Murray	Walker	1	4	1	0	4.00	1	2	0	10	-
Stephen	Ward	5	16	5	-	3.20	0	15	10	80	8.00
Heath	Webb-Johnson	5	31	5	-	6.20	3	5	0	32	-
Nicholas	Webster	1	1	1	0	1.00	1	3	0	39	-
Adam	Wilson	2	19	2	0	9.50	0	-	-	-	-

Note: Twenty20 statistics are not included in our All-time club statistics.

A separate table for all-time Twenty20 stats has been introduced in this Wisden.

Season Review 2012/13

(continued from Page 83)

Our junior rep stars

Moonee Valley had a number of players try out in the junior representative squads over the Christmas break, and an amazing seven of our players pulled on the NWMCA cap – five of them from our sole Under 14 team.

The North West rep squads were an excellent opportunity to showcase the talent coming through Moonee Valley's junior program.

Charles Aitken, Anthony Cafari, Jack Newman and Shan Amunugama played in the Under 14 First Eleven, and Charles Bibby played in the Second Eleven.

Julia Spagna from our U12s was the wicketkeeper/bat in the North West Wizards Girls U14 team.

William Blair played representative cricket in the Under 12s. Players who got the call-up to train for the squads, but missed the final selection included Nick Webster in the Under 16s and Jackson Baks in the Under 12s.

*Continued, Page 87

All Time Twenty20 statistics - starting from 2008 season

Name	Surname	Matches	Runs	Innings	N.O.	Bat Ave	Catches	Ducks	Overs	Wkts	Runs Agst	Bowl Ave
Fawad	Ahmed	2	6	1	0	6.00	0	0	3	3	12	4.00
Nasir	Ahmed	6	96	4	0	24.00	5	0	18	4	97	24.25
Rejan	Aiyappan	6	172	6	0	28.67	2	0	11	3	97	32.33
Saeed	Akram	1	0	0	0	-	0	0	1	0	11	-
Saif	Ali	3	24	3	0	8.00	0	1	0	0	0	-
Robert	Ball	2	0	0	0	-	0	0	0	0	0	-
Paul	Bannister	1	0	0	0	-	1	0	3	0	10	-
Sam	Bishop	5	111	5	0	22.20	3	1	6	2	48	24.00
Evan	Blythe	9	0	2	0	0.00	1	2	28	11	186	16.91
Lalith	Buddhadasa	2	12	1	1	-	0	0	3	0	10	-
Amit	Chaudhary	17	506	15	7	63.25	5	0	47	25	230	9.20
Mark	Cini	2	40	1	0	40.00	0	0	3	1	33	33.00
Daniel	Comande	3	9	3	1	4.50	2	0	8	2	68	34.00
Sam	Coventry-Poole	8	184	8	2	30.67	4	0	6	3	43	14.33
Brett	Curran	1	0	0	0	-	0	0	0	0	0	-
Surender	Dayma	2	49	2	0	24.50	0	0	1	0	12	-
Jacob	de Niese	3	14	3	1	7.00	0	0	0	0	0	-
Adam	Dennis	1	0	0	0	-	0	0	3	1	10	10.00
Ian	Denny	1	0	0	0	-	1	0	2	1	20	20.00
Channa	DeSilva	8	89	7	2	17.80	0	1	0	0	0	-
Mitchell	Evans	3	7	3	0	2.33	0	1	0	0	0	-
Umar	Farooq	3	17	2	1	17.00	0	0	5	1	31	31.00
Jesse	Felle	1	11	1	0	11.00	0	0	3	1	23	23.00
Pat	Felmingham	4	46	2	0	23.00	0	1	1	0	6	-
Tim	Fisher	1	0	0	0	-	0	0	1	2	17	8.50
Bede	Gannon	12	77	9	6	25.67	3	1	31	9	207	23.00
Kristian	Garland	4	21	3	1	10.50	0	1	0	0	0	-
Mark	Gauci	20	198	15	1	14.14	2	1	15	8	128	16.00
Steven	Gentilin	4	10	3	2	10.00	0	0	11	2	81	40.50
Peter	Golding	3	0	0	0	-	0	0	0	0	0	-
Ben	Green	1	30	1	0	30.00	2	0	4	1	30	30.00
Khalid	Hassan	5	141	5	0	28.20	1	0	11	2	73	36.50
Steven	Herbert	1	1	1	0	1.00	0	0	0	0	0	-
Vic	Hodge	3	3	1	0	3.00	0	0	3	2	16	8.00
James	Holt	3	9	2	0	4.50	1	1	3	1	20	20.00
Darcy	Horne	5	79	5	3	39.50	1	0	5	0	44	-
David	Hutchison	4	18	3	0	6.00	0	0	0	0	0	-
Dean	Jukic	11	220	11	1	22.00	2	0	27	9	253	28.11
Murtaza	Khaliq	2	8	2	2	-	1	0	7	4	45	11.25
Phill	King	3	1	1	0	1.00	0	0	0	0	0	-
Tom	King	7	67	5	1	16.75	1	0	12	3	96	32.00
Michael	Klomp	2	4	2	0	2.00	1	0	1	1	12	12.00
Ashley	Krollig	1	0	1	0	0.00	1	1	0	0	0	-
Dean	Lawson	11	312	11	2	34.67	0	1	1	0	13	-
Muhammad	Maaz	4	70	4	1	23.33	1	1	14	4	112	28.00
Joshua	Maginness	3	0	0	0	-	1	0	7	3	40	13.33
Luke	Malone	5	3	1	1	-	2	0	8	7	57	8.14
Luke	Marinelli	2	39	2	0	19.50	1	0	1	0	12	-
Jaycob	McKay	2	2	1	0	2.00	1	0	4	2	45	22.50
Jim	McKenzie	1	0	0	0	-	1	0	0	0	0	-
Geoff	McKeown	4	0	1	0	0.00	0	1	0	0	0	-
Vishal	Mehta	4	27	3	0	9.00	0	0	5	2	36	18.00
Trent	Milne	9	154	8	1	22.00	2	1	5	3	28	9.33
Joshua	Moloney	1	5	1	0	5.00	0	0	2	0	38	-
Jesse	Nankivell-Sandor	2	21	2	1	21.00	1	0	3	0	51	-
Steven	Nickelson	7	52	6	2	13.00	2	0	0	0	0	-
Wayne	Nicol	1	1	1	0	1.00	0	0	4	0	10	-
John	O'Brien	5	36	4	0	9.00	3	0	16	9	85	9.44
Sam	O'Brien	7	28	5	2	9.33	1	0	25	12	180	15.00
Sean	O'Connor	2	58	2	0	29.00	1	0	0	0	0	-
Christopher	O'Haire	1	0	1	0	0.00	0	1	0	0	0	-
Peter	O'Kane	5	49	4	0	12.25	0	0	11	3	103	34.33
Sean	O'Kane	15	333	12	1	30.27	2	3	4	0	45	-
George	Pearson	3	38	3	0	12.67	0	0	7	0	72	-
Arosha	Perera	8	138	6	0	23.00	1	1	8	3	57	19.00
Daniel	Phillips	1	5	1	1	-	0	0	3	2	18	9.00
Jim	Polonidis	15	30	6	2	7.50	2	2	46	17	317	18.65
Craig	Pridham	12	99	6	1	19.80	5	0	41	11	245	22.27
Nick	Puccio	1	0	0	0	-	0	0	0	0	0	-

All Time Twenty20 statistics - starting from 2008 season

Name	Surname	Matches	Runs	Innings	N.O.	Bat Ave	Catches	Ducks	Overs	Wkts	Runs Agst	Bowl Ave
Lou	Raffaele	10	216	8	2	36.00	5	0	8	4	62	15.50
Dushan	Raveendrakumar	2	42	2	1	42.00	0	0	7	6	41	6.83
Darren	Rinaldi	2	63	2	0	31.50	0	0	7	3	56	18.67
Stuart	Rixon	3	47	3	0	15.67	1	0	10	4	88	22.00
Riaz	Salar-Uddin	1	7	1	1	-	0	0	0	0	0	-
Dino	Sapuppo	3	1	2	0	0.50	1	1	2	0	28	-
Sunny	Sharma	4	74	4	1	24.67	0	0	2	0	15	-
Antony	Shera	3	0	0	0	-	0	0	10	4	73	18.25
Pardeep	Singh	4	33	4	0	8.25	0	0	8	3	91	30.33
Andre	Smith	1	4	1	0	4.00	0	0	3	1	32	32.00
Geoff	Smith	1	1	1	0	1.00	0	0	3	0	27	-
Peter	Smith	3	1	2	1	1.00	0	0	7	2	30	15.00
Mark	Spagna	2	1	1	1	-	0	0	5	1	33	33.00
Chris	Stafford	3	0	0	0	-	0	0	10	4	80	20.00
Krishna	Swaminathan	1	1	1	0	1.00	0	0	0	0	0	-
Liam	Symes	1	1	1	1	-	0	0	0	0	0	-
Patrick	Taylor	1	1	1	0	1.00	0	0	0	0	0	-
Ben	Thomas	17	245	16	1	16.33	2	2	0	0	0	-
Matthew	Thomas	19	237	14	4	23.70	2	0	15	9	69	7.67
James	Thomeycroft	1	0	0	0	-	0	0	0	0	0	-
Simon	Thornton	6	26	2	1	26.00	0	0	19	2	163	81.50
Ihtisham	Uddin	12	205	12	3	22.78	0	0	35	12	246	20.50
Beau	Velona	1	2	1	1	-	0	0	0	0	0	-
Murray	Walker	2	4	1	0	4.00	3	0	4	2	30	15.00
Sam	Ward	1	0	0	0	-	0	0	1	1	12	12.00
Stephen	Ward	13	73	11	0	6.64	3	2	33	17	241	14.18
Heath	Webb-Johnson	7	41	6	0	6.83	4	2	5	0	32	-
Nicholas	Webster	1	1	1	0	1.00	1	0	3	0	39	-
Peter	Whebell	1	4	1	0	4.00	0	0	0	0	0	-
Joel	Wilford	5	87	5	1	21.75	0	2	10	4	63	15.75
Adam	Wilson	2	19	2	0	9.50	0	0	0	0	0	-

Note: Twenty20 statistics are not included in our All-time club statistics.

This separate table for all-time Twenty20 stats has been introduced in this season's Wisden.

These Twenty20 statistics have been compiled from entries in MyCricket going back to the 2008/09 season. We are still missing data on four games since then, including the 2009/10 premiership, and also data from the 2007/08 NWCA T20 season when we lost the Grand Final.

We are also missing T20 data from the Moreland Moonee Valley Cricket Association, and our games representing NWCA in the Big Bash tournament.

When these come to hand they will be added to our statistical history.

Moonee Valley T20 Legends

Moonee Valley T20 Premiership Players

2	Evan Blythe Sean O'Kane	Amit Chaudhary Lou Raffaele	Mark Gauci Matt Thomas	Geoff McKeown
1	Steven Gentilin Jim Polonidis	Kane Harding Craig Pridham	Peter O'Kane Dino Sapuppo	Arosha Perera Tony Sherer

Season Review 2012/13

(continued from Page 85)

Congratulations to the football club

Our congratulations go to our co-tenants, the Moonee Valley Football Club as they go forward under a new committee.

The ties between cricket and football are stronger than ever before, with our direct links to the new football President, Steve Radford, and Vice President Dean Lawson.

Steve played 35 games with the squad which is now the Fourths and keeps threatening to make a comeback, while Dean has played 77 games and is again an opening bat in this season's Wisden Team of the Year.

We should also acknowledge the past President, Alex Tomsic, and the excellent co-operation he engendered as we worked together for our common good.

Ormond pavilion plan

The Moonee Valley Council is working on plans to expand and update the Ormond Park pavilion, which in their current form would see a separate wing for expanded change rooms, more social space in our main pavilion, and updated kitchen and bar facilities.

*Continued, Page 88

Moonee Valley Becoming Legends

Most combined stats across Junior & Senior ranks 2012-13

	Most Games		Most Runs		Most Wickets	
1st	King, Tom	194	Thomas, Matthew	3841	Felle, Jesse	252
	Intagliata, Tanya	169	King, Tom	3266	Gannon, Bede	208
	Thomas, Matthew	168	Coventry-Poole, Sam	2279	Stafford, Chris	183
	O'Brien, Sam	165	Felle, Jesse	2078	O'Brien, Sam	182
	Walker, Nigel	163	Chiera, Peter	2019	Walker, Murray	182
	Fisher, Tim	163	Spagna, Mark	1881	King, Tom	158
	Coventry-Poole, Sam	162	Maginness, Joshua	1858	Wellard, Sam	152
	Walker, Murray	159	O'Brien, Sam	1821	O'Brien, John	151
	Legato, Peter	150	Ball, Robbie	1820	Kolokithas, Iraklis	144
10th	Coote, Alex	147	Stafford, Chris	1798	Fisher, Tim	134
	Ball, Robbie	145	Bonfa, Steven	1768	Walker, Nigel	132
	Felle, Jesse	145	Madigan, Julian	1581	Chiera, Peter	128
	Nankivell-Sandor, Jesse	139	Wenlock, Matthew	1459	Nankivell-Sandor, Jesse	126
	Maginness, Joshua	138	Van Loon, Joe	1442	Thomas, Matthew	113
	Chiera, Peter	136	Wright, Peter	1385	Van Loon, Joe	109
	Gannon, Bede	133	Memery, Thomas	1342	Bonfa, Steven	104
	Bonfa, Frank	132	Ryan, Robert	1314	Malone, Luke	101
	Stafford, Chris	131	Walker, Murray	1291	Tankard, Kurtis	100
	Spagna, Mark	129	Marinelli, Luke	1286	Comande, Daniel	100
20th	Tankard, Kurtis	125	Gannon, Bede	1280	Reitano, Joe	99
	Johnston, James	123	O'Brien, John	1279	Lewis, Jeff	98
	O'Brien, John	120	Rawlinson, James	1231	Spagna, Mark	90
	Bonfa, Steven	118	Reitano, Joe	1229	Coote, Alex	90
	Kolokithas, Iraklis	117	Malone, Luke	1174	Coote, Benjamin	88
	Van Loon, Joe	115	Kolokithas, Iraklis	1155	Ball, Robbie	83
	Comande, Daniel	113	Reitano, Frankie	1149	Fenaughty, Eamonn	80
	Rawlinson, James	112	Nankivell-Sandor, Jesse	1111	Thorneycroft, James	79
	Malone, Luke	111	Johnston, James	1084	Panousieris, Andreas	77
	Clarke, James	106	Evans, Mitchell	1079	Malcolm, Patrick	75
30th	Newman, Jack	106	Bibby, Charles	1050	Maginness, Joshua	71

To qualify: Minimum 4 games in each of juniors and seniors

Most Wickets in a Senior Over

Neil Henderson	First Eleven	vs Avondale Heights	4 wickets	1971-72
Robert Corollo	Second Eleven	vs Keilor Park	4 wickets	1980-81
Pat Taylor	Sixth Eleven	vs Merlynston-Hadfield	4 wickets	2010-11

Season Review 2012/13

(continued from Page 87)

The downside is the proposed works are potentially four to five years away. The proposals go some way towards meeting space concerns which we've long had. However, they don't go far enough in meeting the social room concerns of the Moonee Valley Football Club, which has bigger crowds than cricket to cater for. We're holding fast with the football club, as working together will give us the best chance of getting a pavilion that meets the needs of both.

Debney – overflow ground.

We continue to maintain Debney Park at Flemington as one of our home grounds, even though we used it sparingly this season. We were all set for a big game for the Sixths on a February Sunday with the refixed Round 4 game – but then Haig Fawcner pulled a forfeit at 9.30 on the Saturday night.

* Continued, Page 91

Senior/Junior Combined Statistics 1996-2013

To qualify: Minimum 4 games in both juniors and seniors

<u>Name</u>	<u>Games</u>	<u>Runs</u>	<u>Comp</u>	<u>Ave</u>	<u>Overs</u>	<u>Wkts</u>	<u>Runs</u>	<u>Average</u>	<u>Career</u>
Ahmed, Ali	17	49	13	3.77	65.0	11	317	28.81	2007-09
Ahmed, Jordan	19	99	15	6.60	90.0	15	443	29.53	2007-09
Anticevic, Jesse	29	127	10	12.70	55.0	17	250	14.70	1998-08
Ayers, Daniel	98	501	75	6.68	276.1	54	1052	19.48	1996-
Ball, Robbie	145	1820	59	30.85	295.4	83	1058	12.74	2001-
Bannister, Mick	55	568	37	15.35	65.4	10	338	33.80	2005-10
Bannister, Paul	87	530	46	11.52	250.0	41	997	24.41	2005-
Bell, Lachlan	20	187	16	11.69	101.0	15	324	21.60	2005-10
Bibby, Charles	92	1050	61	17.21	190.0	29	775	26.72	2006-
Bonfa, Frank	132	752	78	9.64	256.1	44	1238	28.13	2000-
Bonfa, Steven	118	1768	121	14.61	516.3	104	2099	20.18	2000-
Borrell, Alexei	72	636	50	12.72	257.0	54	943	17.46	2001-07
Brelis, Benjamin	63	313	48	6.52	147	24	724	30.16	2005-
Brelis, Nicholas	103	587	65	9.03	290.0	64	1161	18.14	2005-
Brown, Liam	84	800	76	10.53	105.0	25	336	13.44	1999-06
Buddhadasa, Lalith	55	722	42	17.19	334.3	53	1115	21.03	2007-
Carroll, Joe	31	689	32	21.53	20.0	2	111	55.50	2006-10
Cheligoy, Matthew	96	836	88	9.50	289.5	52	1138	21.88	1999-08
Chiera, Peter	136	2019	58	34.81	454.2	128	1675	13.08	2002-10
Chopra, Vishal	29	94	21	4.48	43.0	7	248	35.42	2010-
Clarke, Ethan	102	834	50	16.68	271.0	55	930	16.90	2000-09
Clarke, Jackson	81	196	64	3.06	130.2	29	802	27.65	2000-
Clarke, James	106	590	78	7.56	212.3	47	1147	24.40	1996-
Cleary, Dinny	63	799	43	18.58	201.0	54	768	14.22	2008-
Comande, Daniel	113	1031	71	14.52	376.1	100	1425	14.25	2003-
Coote, Alex	147	1049	106	9.90	420.2	90	1779	19.76	2003-
Coote, Benjamin	97	723	60	12.05	531.5	88	1486	16.88	2003-
Costigan, Joel	49	120	39	3.08	90.2	17	467	27.47	2003-05
Coventry-Poole, Liam	68	297	32	9.28	141.2	29	687	23.68	1997-07
Coventry-Poole, Sam	162	2279	86	26.50	300.2	69	1191	17.26	2000-
Curran, Liam	70	491	40	12.28	176.0	47	605	12.87	2003-
De Niese, Jacinta	61	672	36	18.67	82.0	18	339	18.83	2006-10
De Niese, Jacob	79	775	66	11.74	97.0	13	620	47.69	2006-
Dolezal-May, Jason	78	436	45	9.69	126.5	28	423	15.10	2003-09
Dowd, Brendan	62	600	48	12.50	191.0	24	807	33.62	2005-
Esmore, Matthew	93	630	56	11.25	297.0	68	1253	18.42	2007-
Esmore, Stephen	71	366	33	11.09	151.0	23	589	25.60	2007-
Evans, Mitchell	83	1079	50	21.58	81.0	14	314	22.42	2005-
Felle, Jesse	145	2078	121	17.17	1313.4	252	4074	16.16	1998-
Fenaughty, Eamonn	105	570	64	8.91	291.2	80	991	12.38	2003-09
Fenaughty, Seamus	47	267	50	5.34	122.5	27	474	17.55	2000-
Ferrier, Jacob	60	557	60	9.28	126.0	28	543	19.39	2001-06
Fisher, Tim	163	663	103	6.44	975.5	134	3457	25.79	1996-12
Frangoulis, Peter	17	70	12	5.83	37.0	4	189	47.25	2001-07
Frenette, Shane	88	1038	84	12.36	132.1	27	585	21.66	1996-09
Gannon, Bede	133	1280	92	13.91	949.5	208	3197	15.37	2003-
Gorham, Daniel	73	274	34	8.06	169.1	35	752	21.48	2005-
Greenfield, Ewan	21	233	12	19.42	133.0	21	429	20.42	2006-08
Harry, Ashley	72	682	41	16.63	209.0	45	689	15.31	2005-
Hobbs, Seamus	68	712	42	16.95	135.2	38	534	14.05	2003-
Howes, James	68	242	39	6.21	236.0	39	707	18.12	2008-
Intagliata, Tanya	169	772	102	7.57	441.0	60	2184	36.40	2000-
Johnston, James	123	1084	65	16.68	324.5	54	1242	23.00	2000-09

Senior/Junior Combined Statistics 1996-2013

To qualify: Minimum 4 games in both juniors and seniors

<u>Name</u>	<u>Games</u>	<u>Runs</u>	<u>Comp</u>	<u>Ave</u>	<u>Overs</u>	<u>Wkts</u>	<u>Runs</u>	<u>Average</u>	<u>Career</u>
Kenny-Jones, Kam	58	496	48	10.33	217.0	55	777	14.12	2006-
King, Tom	194	3266	165	19.79	851.1	158	3012	19.06	1996-
Kolokithas, Iraklis	117	1155	71	16.27	667.2	144	2042	14.18	1999-10
Koulouris, Nathan	50	149	26	5.73	127.2	32	436	13.62	2007-10
Kritharidis, Nick	46	863	38	22.71	317.0	38	834	21.94	2001-
Lai, William	75	843	74	11.39	119.5	28	621	22.17	2000-10
Launer, James	32	237	25	9.48	101	10	453	45.30	2007-
Lawson, Brooke	29	178	9	19.78	53.0	8	293	36.62	2008-10
Legato, Peter	150	562	99	5.68	194.2	51	901	17.66	2000-
Lewis, Jeff	103	527	68	7.75	377.0	98	1307	13.33	1996-11
Lumsden, Jacob	60	518	44	11.77	167.0	37	708	19.13	2002-10
Lumsden, Justin	64	338	45	7.51	188.4	35	818	23.37	2002-10
Madigan, Julian	85	1581	72	21.96	137.5	38	570	15.00	1997-09
Maginness, Joshua	138	1858	90	20.64	299.0	71	1153	16.23	1997-
Malcolm, Patrick	49	373	39	9.56	414.2	75	1505	20.06	1997-04
Malcolm, Rhys	17	241	12	20.08	110.0	13	374	28.76	2000-04
Malone, Luke	111	1174	47	24.98	429.0	101	1544	15.28	2004-
Mangan, Daniel	23	273	13	21.00	130.3	33	444	13.45	1997-00
Marinelli, Luke	87	1286	62	20.74	92.0	21	394	18.76	2006-
Marinelli, Michael	50	457	39	11.72	117.2	15	463	30.86	2006-
Martiniello, Benn	101	1005	62	16.21	332.2	54	1281	23.72	2004-
McHutchison, Aaron	48	222	29	7.66	107.4	19	360	18.94	1996-05
McKay, Jaycob	43	156	24	6.50	221.0	33	711	21.54	2004-
Memery, Thomas	105	1342	66	20.33	157.4	36	614	17.05	2004-
Milne, Alan	36	75	20	3.75	118.0	26	567	21.80	2006-
Nankivell-Sandor, Jesse	139	1111	107	10.38	735.2	126	3050	24.20	2001-
Newman, Jack	106	990	50	19.80	323.3	62	973	15.69	2006-
O'Brien, John	120	1279	88	14.53	621.2	151	2123	14.05	2001-
O'Brien, Reilly	101	869	59	14.73	367.4	68	1274	18.73	2003-
O'Brien, Sam	165	1821	80	22.76	701.1	182	2197	12.07	2001-
O'Haire, Chris	88	392	64	6.13	222.3	32	976	30.50	1999-
O'Haire, Michael	30	176	24	7.33	158.0	26	646	24.84	1999-08
O'Meara, Mitchell	35	447	24	18.63	17.2	4	103	25.75	2006-
Panousieris, Andreas	80	414	50	8.28	266.0	77	977	12.68	2004-
Perussich, Lachlan	70	538	52	10.35	168.0	36	593	16.47	2006-
Radford, Amelia	77	857	44	19.48	202.0	46	670	14.56	2005-10
Rawlinson, James	112	1231	73	16.86	214.1	43	740	17.20	1998-09
Reitano, Frankie	82	1149	56	20.52	357.3	64	1029	16.07	2002-09
Reitano, Joe	73	1229	49	25.08	399.4	99	1147	11.58	1996-07
Royle, David	66	327	27	12.11	195.0	45	705	15.66	2005-
Ryan, Luke	59	880	43	20.47	275.5	60	862	14.36	1996-05
Ryan, Robert	80	1314	59	22.27	110.0	17	365	21.47	1996-05
Ryan, Tim	102	700	77	9.09	414.0	62	1733	27.95	2005-
Sarbaswa, Rupoj	33	135	24	5.63	118.2	31	577	18.61	2007-11
Schumann, David	15	166	17	9.76	62.0	4	285	71.25	2000-03
Spagna, Lisa	45	460	23	20.00	102.0	30	621	20.70	2002-
Spagna, Mark	129	1881	89	21.13	443.1	90	1553	17.25	2003-
Stafford, Chris	131	1798	79	22.76	843.4	183	2302	12.57	1998-11
Stafford, Madeline	31	125	17	7.35	78.0	8	495	61.87	2006-10
Streete, Joel	21	396	19	20.84	32.0	8	156	19.50	2003-
Sturrock, Cameron	27	45	10	4.50	126.0	25	450	18.00	2006-09
Tankard, Kurtis	125	685	67	10.22	496.0	100	1693	16.93	2003-
Thomas, Matthew	168	3841	146	26.31	494.3	113	1730	15.30	1997-

Senior/Junior Combined Statistics 1996-2013

To qualify: Minimum 4 games in both juniors and seniors

<u>Name</u>	<u>Games</u>	<u>Runs</u>	<u>Comp</u>	<u>Ave</u>	<u>Overs</u>	<u>Wkts</u>	<u>Runs</u>	<u>Average</u>	<u>Career</u>
Thorneycroft, James	66	88	44	2.00	397.0	79	1438	18.20	2007-
Tran, Francis	54	439	44	9.98	276.4	39	1086	27.84	2002-
Van Loon, Joe	115	1442	92	15.67	457.5	109	1564	14.34	2001-
Velona, Beau	80	398	64	6.22	315.3	53	1413	26.66	2007-
Walker, Murray	159	1291	97	13.31	890.0	182	3128	17.18	1996-
Walker, Nigel	163	652	109	5.98	616.4	132	2256	17.09	1996-
Webster, James	52	92	28	3.29	135.0	33	674	20.42	2006-
Webster, Nicholas	67	396	48	8.25	136.0	37	634	17.13	2008-
Wellard, Sam	104	738	71	10.39	913.3	152	2571	16.91	1997-08
Wenlock, Matthew	102	1459	61	23.92	238.0	54	771	14.27	2006-
Wilson, Ned	60	549	33	16.64	130.3	37	582	15.72	2001-08
Wright, Peter	70	1385	33	41.97	300.2	64	619	9.67	2007-
Zaccari, Dario	15	21	8	2.63	10.0	2	91	45.50	2006-
Zaccari, Stefano	23	23	13	1.77	17.0	5	112	22.40	2005-08

Season Review 2012/13

(continued from Page 88)

We played a few of our Under 16 games at Debney, but whenever Ormond Park was vacant on the Sunday morning were able to transfer the matches to our main ground.

We will continue to hold on to Debney as a key Moonee Valley ground, as it's convenient to our Club and players, and helps us maintain a presence in an area that has great potential as a youth recruiting target.

We were involved in strategy meetings about future use of Debney Park, and are heartened that cricket continues to be part of the future there.

The Moonee Valley Council and user groups were vexing themselves with how to fit in an extra soccer ground at the northern end of the park. Our cricket club offered them a ready solution: Rip up the existing cricket hard wicket, which is in need of repair, and relocate it 20 metres south of its current spot. That would change the boundaries of our ground, give enough room for the extra soccer ground and still not cause us any inconvenience. We're good corporate citizens.

Ormond Park soccer plan


The release of the Moonee Valley Council's soccer future directions plan in mid-2012 caused a bit of action. One of its recommendations was that Ormond Park would be better served by catering for one winter sport, rather than the current joint use by football and soccer.

The football club swung into action to fight against any prospect of being relocated, but in reality there was little chance of a forced move being even remotely considered.

The cricket club publicly supported the football club as our partner and long-term co-tenant, and also voiced our own concerns at other aspects of the plan, such as recommendations that soccer should encroach further into the summer season.

Thankfully, it seems that nothing further will come of the plan.

#



92 **Batting Average - Min. 300 Runs**

	Name	Surname	Games	Runs	Comp. Inns	Ave
1	Peter	Brear	5	396	5	79.20
	Geoff	Serong	6	373	6	62.17
	Neil	Henderson	21	1365	25	54.60
	Mario	Tenace	34	1062	21	50.57
	Rob	Lamberti	53	1818	39	46.62
	Glen	Courts	43	1832	40	45.80
	Ian	Denny	294	10827	239	45.30
	Dale	Ward	12	580	13	44.62
	Ross	Larobina	24	586	14	41.86
10	Ian	Broadbent	19	667	16	41.69
	Arosha	Perera	65	2566	62	41.39
	David	Jolley	50	1546	40	38.65
	Warwick	Nolan	225	6194	165	37.54
	Daniel	Caligiuri	10	332	9	36.89
	Allan	Bourke	23	625	17	36.76
	Vikash	Chand	10	361	10	36.10
	Laurie	Mayne	161	4383	128	34.24
	Dean	Lawson	77	2369	70	33.84
	David	Callendar	11	301	9	33.44
20	Darren	Caton	20	629	19	33.11
	Joe	Berto	13	428	13	32.92
	Amit	Chaudhary	58	1218	37	32.92
	Ihtisham	Uddin	23	688	21	32.76
	Harvey	Saward	15	458	14	32.71
	Marty	Luvara	37	886	28	31.64
	Bill	Nagel	141	3885	123	31.59
	Chris	Rowe	11	347	11	31.55
	Fred	Phillips	69	1629	54	30.17
	Mark	McDougall	14	331	11	30.09
30	Lou	Raffaele	66	1800	60	30.00
	Jamie	Howard	40	1049	35	29.97
	Bill	Loughron	71	1819	61	29.82
	Rajan	Aiyappan	53	1490	50	29.80
	Sean	O'Kane	69	1678	57	29.44
	Greg	Peters	220	4725	161	29.35
	Andrew	Walker	23	733	25	29.32
	Michael	Harvey	246	7104	244	29.11
	Michael	Caccamo	27	640	22	29.09
	Steven	Nickelson	25	465	16	29.06
40	Rahul	Sharma	67	1709	59	28.97
	Trent	Milne	25	686	24	28.58
	Neil	King	19	342	12	28.50
	Craig	Brown	24	538	19	28.32
	Damien	Bilsborow	24	668	24	27.83
	Dushan	Raveendrakumar	19	500	18	27.78
	Adam	Chapple	24	555	20	27.75
	Shane	Williams	88	2213	80	27.66
	Danny	Fitzpatrick	134	3207	116	27.65
	Gary	Dudderidge	41	1101	40	27.53
50	Pat	Felmingham	68	1786	65	27.48
	Garry	Campbell	28	595	22	27.05
	Samantha	Marr	26	593	22	26.95
	Adrian	Luvara	30	318	12	26.50
	Robert	Ball	35	470	18	26.11
	Matt	Gauci	114	2547	99	25.73
	Sandro	Capocchi	277	6673	260	25.67
	Shane	Golds	105	2172	85	25.55
	Mark	Wakeling	168	3126	123	25.41
	Rod	McLeod	140	3471	137	25.34
60	Sharafat	Ali	18	401	16	25.06
	Charlie	Gila	28	572	23	24.87
	Steve	Marshall	162	2998	121	24.78
	George	Pearson	43	1109	45	24.64

All-Time Bowling Average - Min.30 Wickets

Name	Surname	Games	Overs	Wkts	Runs	Bowl Ave	
1	Ian	Palmer	10	92	30	258	8.60
	Ihtisham	Uddin	23	231	49	487	9.94
	Neil	Henderson	21	255	83	918	11.06
	Kane	Harding	23	363	73	938	12.85
	Andrew	Walker	23	158	41	530	12.93
	Rex	Bennett	35	299	55	726	13.20
	Amit	Chaudhary	58	498	99	1369	13.83
	Ray	Storey	185	533	130	1801	13.85
	Steve	Allan	43	552	111	1573	14.17
10	Jude	Perera	38	482	85	1205	14.18
	Robert	Corollo	76	660	143	2065	14.44
	David	Caccamo	13	179	31	449	14.48
	Rajan	Aiyappan	53	590	112	1659	14.81
	Marty	Egan	92	1013	176	2621	14.89
	George	Pearson	43	168	39	581	14.90
	Dean	Jukic	163	786	164	2481	15.13
	Richard	Reddish	44	140	37	562	15.19
	Peter	O'Kane	39	359	66	1013	15.35
	Terry	Nagle	143	1782	319	5023	15.75
20	Darren	Nagle	320	2615	428	6760	15.79
	Umar	Farooq	28	214	36	573	15.92
	Terry	Michail	78	674	164	2616	15.95
	Brett	Fletcher	23	248	38	607	15.97
	Eddie	Nott	101	658	114	1824	16.00
	Simon	Thornton	41	466	77	1236	16.05
	Tony	Coco	61	205	68	1094	16.09
	Dean	Lawson	77	134	34	549	16.15
	Brian	Hallett	60	373	62	1006	16.23
	Sam	O'Brien	56	340	74	1201	16.23
30	Joe	Bonfa	140	1409	243	3954	16.27
	John	Bentivoglio	87	171	44	718	16.32
	Brett	Curran	81	153	36	591	16.42
	Ian	Denny	294	3769	617	10208	16.54
	Peter	Smith	126	1069	221	3679	16.65
	Tom	Neville	60	623	105	1759	16.75
	Wayne	Sheldon	28	197	41	690	16.83
	Shane	Westlow	86	919	144	2429	16.87
	Corey	Davidson	63	558	109	1844	16.92
	Danny	Fitzpatrick	134	1282	210	3558	16.94
40	Stephen	Ward	45	261	62	1055	17.02
	George	Loh	61	437	87	1483	17.05
	Bill	Nagel	141	1512	282	4813	17.07
	Rahul	Sharma	67	283	63	1077	17.10
	Frank	Caruso	53	412	76	1301	17.12
	Russell	Doyle	44	203	37	640	17.30
	Jim	Polonidis	222	1602	252	4376	17.37
	Daniel	Phillips	117	545	102	1786	17.51
	Colin	Netherclift	64	694	201	3523	17.53
	Ken	McLeod	70	370	92	1613	17.53
50	Jesse	Felle	98	1163	203	3562	17.55
	Peter	Ornsby	35	273	38	669	17.61
	Joseph	Van Loon	42	232	49	864	17.63
	Scott	McLeod	75	655	105	1861	17.72
	Bede	Gannon	92	758	151	2677	17.73
	John	O'Brien	59	448	90	1599	17.77
	Sean	O'Kane	69	160	41	732	17.85
	Tony	Gila	35	291	54	966	17.89
	Peter	McGuirk	49	177	54	969	17.94
	Patrick	Taylor	57	421	79	1432	18.13
60	Doug	McLaggan	69	748	122	2217	18.17
	Darryl	Elliott	141	1192	191	3476	18.20
	Ivan	Saddler	21	196	32	586	18.31
	Mark	Gauci	183	699	126	2308	18.32
	Matt	Gauci	114	419	63	1157	18.37
	David	Ryan	51	282	55	1016	18.47
	Gary	Irons	227	2777	427	7943	18.60
	Iraklis	Kolokithas	38	341	62	1154	18.61


2011/12	2010/11	2009/10	2008/09	2007/08	2006/07
Darren Nagle	Dean Lawson	Dave Hutchison	Raj Aiyappan	Sean O'Kane	Darren Nagle
Steven Ball	Rahul Sunny Sharma	George Pearson	Dean Lawson	Sandro Capocchi (vc)	Rahul Sharma (c)
Trent Milne	Matt Thomas	Arosha Perera	Arosha Perera	Dean Lawson	Simon Payton
Ihtisham Uddin	Dean Jukic	Lou Raffaele (c)	Pat Felmingham	Arosha Perera (c)	Raj Aiyappan
Lou Raffaele (vc)	Ian Denny	Raj Aiyappan	Matt Thomas (vc)	Ian Denny	Ian Denny
Ian Denny	Mark Gauci (c)	Darren Nagle (vc)	Sean O'Kane	Sam O'Brien	Dean Lawson
Amit Chaudhary (c)	Amit Chaudhary (vc)	Geoff McKeown (w)	Geoff McKeown (w)	Steven Ball	Domenic Chiera
Peter O'Kane	Channa DeSilva (w)	Bede Gannon	Daniel Phillips (c)	Peter Golding (w)	Jesse Felle
Craig Pridham	Tim Fisher	George Loh	Kane Harding	Paul Nicol	Danny Terzini (w)
Paul Hobbs (w)	Peter Smith	Kane Harding	John O'Brien	Antony Sherer	Iraklis Kolokithas
Pat Taylor	Pat Taylor	Evan Blythe	Evan Blythe	Peter Smith	Dino Sapuppo (vc)
Simon Thornton (12th)	Peter Wright (12th)	Rahul Sharma (12th)	Bede Gannon (12th)	Robbie Ball (12th)	Evan Blythe (12th)

Most Valuable Player Award

	2011/12	2010/11	2009/10
First Eleven	Amit Chaudhary	Chris Stafford	Amit Chaudhary
Second Eleven	Sam Coventry-Poole	Simon Thornton	*Evan Blythe/Lou Raffaele/Simon Thornton
Third Eleven	Dean Jukic	Darren Nagle	*Mark Cini/George Loh/ George Pearson/Sam O'Brien
Fourth Eleven	Darren Nagle	Dean Lawson	Steven Ball
Fifth Eleven	Umar Farooq	Dean Jukic	Peter Smith
Sixth Eleven	Steven Bonfa	Pat Taylor	James Thomeycroft
Seventh Eleven	Bob Sciacchitano	John Brellis	Rahul Sunny Sharma
Eighth Eleven	Tim Ryan	Tim Ryan	-
Ninth Eleven	-	Rahul Sunny Sharma	Pat Russell
Tenth Eleven	-	-	Glenn Perussich
Women's 1st Eleven	-	Tracy Armstrong	Tien Ha
Women's 2nd Eleven	-	-	Sam Marr



* Tie



Wilga Tree Care

The Assessment Selection and Establishment of Performance and Reward
 Mobile: 011 221 473
 AH PH: 7244 7312
 Peter Fenoughly
 182 Street

50 Pacific
 182 Street